

LOUISIANA



Photographic Society

Focus



FEBRUARY EVENTS

February 11, 7:30 am

River Road Challenge Field Trip
Gather in Tiger Stadium parking lot on
Nicholson Drive

February 16, 7:00 pm

Monthly Meeting@ Goodwood Library

February 18, 9:00 am

You Can Do This Workshop
Hilltop Arboretum on Highland Road

February 18, 1:00 - 4:00 pm

Table Scapes
Garden Center

February 19, 1:00 - 4:00 pm

Table Scapes
Garden Center

Cover image by Renee Pierce

Louisiana Photographic Society meets on
the third Thursday of each month at the
Goodwood Library, 7711 Goodwood Blvd,
Baton Rouge, LA 70806

Guests are always welcome. Membership
dues are \$25/year. Each additional family
member \$5/year

PO Box 83834
Baton Rouge, LA 70884
www.laphotosociety.com

Copyright

© Louisiana Photographic Society, 2017.
Unauthorized use and/or duplication of this
material or images/photographs without express
and written permission from author and/or owner
is strictly prohibited. Excerpts and links may be
used, provided that full and clear credit is given
to the photographer and Louisiana Photographic
Society with appropriate and specific direction to
the original content.

In This Issue

President's Message 3 Exhibits 10

Schedule for 2017

Education 4

Event Photography
Horsing Around

Field Trips 13

River Road Challenge
Cameron Wildlife Trail

Speaker Info 6

David Humphries will talk
about preparing images for
competition and what he looks
for when judging

January Winners 15

Lagnaippe 5

Earl Arboneaux
Vision, Imagination &
Perrception

Available Light 17

Bernie Gillette offers advice
for taking portraits in available
light

Lifetime Award 6

Picture Perfect 8

Theresa Low suggests setting
aside a specific time to shoot
each week

Mentor Program 26

PSA Information 27

Quarterly Winners
Call for images

Competition 9

2017 Themes

The Long and The Short of IT

A message from the President



LPS is off to a good start. To date we have 148 dues paying members for 2017. Each month we add a few here and a few there. This number of dues paying members is testimony to the value of LPS when one considers the pressures on so many due to the Great Flood of 2017.

The first of many 2017 activities was the well attended and highly acclaimed Lagniappe session featuring Mahdi Moinul showing the attendees the secrets of night photography.

Following quick on the heels of Mahdi's efforts, was an Education offering, "Light Up the Night." Another success as the crowd in attendance was enthusiastic and in overflowing numbers.

The Field Trip to the Audubon Butterfly Garden and Insectarium was postponed until Jan. 28th because of the threat of bad weather. This field trip is being led by Tom Bush, who has joined Bernie Gillette as a Field Trip Coordinator.

Speaking of Bernie, check out the planned March 18-19 field trip to the Creole Nature Trail in Southwest La.

Cris Garcia has planned several Exhibits and Bridget Mayo is lining up sack full of Education events.

As you can see, LPS is a dynamic club and is only getting started for the year.

There is one activity that each and every one of us can get involved in—and it can be done in the comfort of your home – and that activity is to become a member in Photographic Society of America (PSA). The PSA provides on-line classes, membership in groups in which your images are critiqued, a magazine that features articles that photographers can use, etc. Linda Medine is our PSA Competition Coordinator.

In addition, Gene Bachman is heading up the Club's participation in GSCCC events. The purpose of the foregoing litany of activities is to show what a value an LPS membership is.

Let's go out and shoot, shoot and shoot some more. Fill those cards, drain those batteries, buy those camera goodies and be nice to all, for they may be like that boomerang which always comes back, with speed, to its thrower.

Butch Speilman,
President

YOU CAN DO THIS TOO!

Event Photography

Join Linda Medine as she guides us through the skills and art of capturing Life's Events. Whether Senior Portraits, Group Events, Weddings, or Family Gatherings you will learn how to pose, light, and manage the shoot!

Please bring:
Camera & Batteries
Speedlight
Tripod

February 18, 2017
Saturday, 9am-Noon
Hilltop Arboretum
Auditorium

register online at:
laphotosociety.com



HORSING AROUND

Equine Photography with Pam Kaster

Location:

Zachary Chamber
of Commerce
4633 Main Street
Zachary, La.
(Additional parking
on Lee Street)

March 4, 2017
9:30a-1:30p

Pam will lead us through
the process of capturing
the grace and majesty
of horses. After her
presentation we will join
her at a nearby stable for
hands-on practice.

Please Bring:

Camera and batteries
(No tripods or flash)

Register online at www.laphotosociety.com



Lagniappe

March 2, 2017

Earl Arboneaux will give a presentation on Visualization, Imagination, and Perception. The gift of vision is the ability to receive and communicate a compelling image of a process, outcome, by using divine light. Without light, there would be no sight. God gave us both light and sight, gifts working together to begin to understand creation. Come explore with us how Visualization, Imagination, and Perception helps define our minds to create better photographs.

Visualization

When we go out and capture the world and try to give it meaning, we take in as much light as we can. While at the same time we try to give it meaning. — in the Visual Sense ...Trey Ratcliff

Imagination


Do you know “Your body is simply hardwired to respond to your mind and your mind responds to the pictures you feed it”. Imagination is the only state of mind that allows us to be free from the limiting reality we live in. Allowing our imagination to flow freely liberates us from the restraints of regular life. Imagination creates a vision for us to see what could be.Linton Bergsen

Perception

Perception begins when the human brain receives data from the body's five senses. The mind then processes and applies meaning to the sensory information. Humans evolved to make sense of things. Every time a stimulus comes to us, our brain does the efficient thing: It responds based on past experience.



Speaker Info



David Humphries Artist/Photographer/Judge

David Humphries has been a professional artist/photographer for 38 years. His fine art work has been collected by corporate and private collectors in the United States and around the world. He has received many awards and has studied fine art printing with prominent teachers in New York City. He has been represented by several galleries and is currently represented by Ann Connelly Fine Art.

David will be speaking to us about how to prepare images for competitions and what he looks for when he is judging.

Gulf States Camera Club Convention 2017

Place: DFW Marriott Hotel & Golf Club at Champions Circle.
3300 Championship Parkway
Fort Worth, TX 76177
(817)961-0800

Time: May 4th, 2017 thru May 7th, 2017

Rates: \$99.00 a night

Guest Speakers lined up so far are

Tyler Stableford – Canon Explorer of Light

Russell Graves – Western Art

Earl Nottingham – TX Parks and Wildlife

Mike Mezuel – Severe Weather Photographer

Sean Fitzgerald – Environmental, Travel, and Architectural Photographer

David Woo – Dallas Morning News Photographer

Kathy Reeves Receives Lifetime Achievement Award

Kathy has earned first place recognition on near 30 year-end awards from photography organizations. Her vast contribution to photography and her volunteer work has earned this award. She has volunteered with LPS as the Exhibit Coordinator and has shared her expertise in our education classes. She mentors photographers to share her knowledge about nature photography. She also volunteers with other organizations that promote photography and/or animals. Kathy's love for animals is depicted in her photography art - most all will have an animal as the subject. Her latest animal quests have been to Japan, the Amazon, and the Galapagos Islands. Louisiana Photographic Society appreciates her time and talent given to photography and LPS.



Theresa Low presents Kathy Reeves with LPS Lifetime Achievement Award.



Ken Wilson reminds us of one of his "Kathy" stories.



Picture Perfect

By [Theresa Mullins Low](#)

Happy Mardi Gras! With Mardi Gras being later in the month our weather should cooperate and our days are longer. Yes, Louisiana is a wonderful place to photograph. I like to take one day a week to go shoot photographs in Louisiana. Even if I shoot the same places the photographs will look different because the lighting will be different. There will be different clouds, different plants or flowers and there may be even fog. I do love my state and the history and beauty that it has to offer.

Recently I was viewing a photographer's images and had viewed them previously when he was a beginner. I noticed his composition had improved so much. Rightly so, composition is one of the most important issues in photography. When taking photographs of course first get the shot. But in our digital world we can take many shots because it absolutely almost cost nothing extra.

Look at a scene and take the shot. Look again paying attention to details. Our eyes are naturally attracted to beauty and at the first glance we may not see that object that will prove to be distracting. Look to see what is in the foreground of the landscape. Do we need to shoot from a different angle to capture the there the light is falling differently? If you are having trouble getting that perfect composition walk



around and shoot until you capture the image that excites you.

When approaching a place for a possible image I first look for the light. Simply put if a shadow is in front of me I know that I am shooting in the right direction because the sun is behind me. Otherwise you may experience a backlit situation or unwanted shadows. Understand that backlit or shadows can be good if that is your goal. Remember photography is subjective.

Be familiar with your camera's view finder and have your main subject (in most situations) at an intersection point where the photo is divided into thirds. It is said that the human eye naturally gravitates to these third intersections. Should you be shooting in landscape mode or portrait? For a landscape usually landscape, but people and animals or other objects you may need to turn your camera to portrait or vertical. Get as close as possible to keep only the scene intended for the image. This way most

of the pixels will be utilized for that quality print. Otherwise you will need to crop and throw away pixels. Please use a tripod for that very sharp image. Also turn on your blinkies in your camera's menu so that you can see the highlights for an overexposed image. Check your histogram.



Our next Louisiana Photographic Society meeting is being held February 16, 2017, at the Goodwood Library, Baton Rouge, LA in the large conference room on the 1st floor and is held every third Thursday of each month. The scheduled guest speaker is David Humphreys, Artist/Photographer/Judge. He will speak to us about how to prepare images for competitions and what the judge may look for when he is judging. www.louisianaphotographicsociety.com; www.theresamullins.zenfolio.com

2017 Monthly Competition Themes

January	Print	Open
February	Projection	Things starting with the letter "G"
March	Print	Photojournalism
April	Projection	Open
May	Print	Plantation Homes & Rural Churches
June	Projection	Open
July	Print	Pets
August	Projection	Night Photography
September	Print	Open
October	Projection	Photojournalism
November	Print	Doors & Windows

Please use the following naming scheme for Digital Competition

Photographer Name-number and category-image name with category being either AC (level A, color), AM (level A, monotone), BC (level B, color) or BM (level B, monotone)

Examples:

Your Name-1AC-Title.jpg and Your Name-2AM-Title.jpg

Your Name-1BC-Title.jpg and Your Name-2BM-Title.jpg

Digitally projected entries must be sent to the Digital Projection Coordinator at digitalcontest@laphotosociety.com no later than 8:00 pm on the Monday before the Thursday competition. **Note the new email address.**

Height no more than 1200 pixels Width no more than 1920 pixels. Total size should be less than 2.3 megs. Full instructions may be found on the [LPS Website](#).

Reminder- you must be a current member to participate in the competition. That means you must have paid your dues before the meeting to be eligible.

Please place your image facing the wall and fill out the place card. The competition team will collect the cards and turn the images around at the start of the competition.

No frames are allowed and the images must be self supporting. You may enter a total of two images and might consider making them 8x10 or 8x12 so they will be available for submission to the GSCCC competition.

Exhibits

February 2017

TableScapes Exhibit

Location: Baton Rouge Garden Center in Independence Park, 7950 Independence Blvd Baton Rouge

Tablescapes Display Date: February 18-19, 2017. There will be a \$5 admission fee collected with proceeds going towards the Baton Rouge Garden Club scholarship fund.

Exhibit Takedown: Photos will need to be collected from the Baton Rouge Garden Center directly following the event on February 19th. (3:00-4:00PM)

March 2017

Art Council of Livingston Parish Exhibit and Lecture Series

Location: Arts Council of Livingston Parish (133 Hummell Street, Denham Springs, LA 70726)

Dates: Wednesday, March 1st - Friday, March 31st, 2017

Details: Open Theme (all photos must be family-friendly); Photos must be matted & framed gallery-style (see LPS website for guidelines; Canvas-wrapped and Metal prints are also permitted); 16 x 20 maximum print size; limit 2 photos per member

Free Mini-Lecture Series/ Exhibit Reception: Saturday, March 11th; Exhibit doors open at 10 AM; Lectures will begin at 2:30PM; featuring **Ashley Herrick, Mahdi Moinul, & Lisa Langell** Open to Public

Lisa Langell Workshop: 1-day workshop on Sunday, March 12th; Rip Van Winkle Gardens & Rookery at Jefferson Island with Lectures held at the Hampton Inn of New Iberia; Maximum of 15 participants; Open to Public; visit www.LangellPhotography.com for additional details and registration

May 2017

Bluebonnet Swamp Exhibit

Location: Bluebonnet Swamp; 10503 N Oak Hills Pkwy, Baton Rouge, LA 70810

Theme: "Bluebonnet Swamp Magic" (all photos must have been taken at the Bluebonnet Swamp)

Lecturer: Mr. John Hartgerink

Hang Date: April 24th, 2017 at 9AM

Reception/ Take down Date: May 21st, 2017 from 2:30-4:30 PM

Additional Details: 16x20 maximum print-size; limit of 1 per person (email jguthrie@brec.org and ask for an Intent to Submit form)

July 2017

Louisiana State Archives

Location: Louisiana State Archives Gallery; 3851 Essen Ln, Baton Rouge, LA 70809

Hang Date: Saturday, July 1st at 11:00 AM (Time is tentative)

Take Down Date: Friday, July 28th at Noon

September 2017

Greenwell Springs Library Exhibit

October 2017




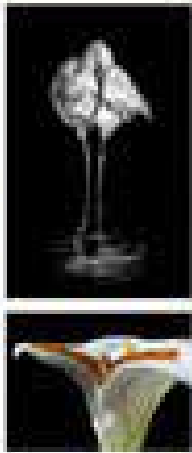
Goodwood Library Exhibit

Location: Goodwood Library, 7711 Goodwood Blvd, Baton Rouge, LA 70806

Theme: The Bicentennial Celebration of Baton Rouge

Stop documenting. Start creating!

A full-day workshop to elevate your nature photography



Nature Photo Workshop

Innovate. Be inspired. Create. Learn from pro photographer Lisa Langell, how to maximize your imagination, your camera, and your skills to create stunning images of nature.

Sun. Mar 12, 2017

8:30am – Dusk

Rip Van Winkle Gardens + New Iberia, LA

REGISTER:

<http://bit.ly/mar12photo>

www.LangellPhotography.com

Wildlife Photography: Stop documenting. Start creating.

A full-day photography workshop experience with award-winning, professional wildlife photographer, Lisa Langell of Scottsdale, Arizona. Hosted by the Louisiana Photographic Society.

Are you ready to expand your mind and elevate your wildlife / animal photography from “documentation shots” to compelling, interesting, emotion-evoking images? This 1-day workshop will introduce you to three sets of skills that will help you expand your skill set and get you excited about new ways to approach photographing wildlife. The good news is that several of these skills even translate to photographing people and pets.

- Who:** Anyone who wants to learn more about enhancing your creativity when photographing wildlife and nature, plus acquire key technical skills to maximize your technique.
- When:** March 12th, 2017/(8:30AM-Dusk)
- Where:** Rip Van Winkle Gardens & Rookery (5505 Rip Van Winkle Rd, New Iberia, LA 70560) & Hampton Inn Meeting Room (400 Spanish Towne Rd, New Iberia, LA 70560)
- Cost:** \$99 per person (plus entrance fee of \$10 for the Rip Van Winkle Gardens and Home)
- Registration:** Maximum of 15 participants; Registration available at <http://bit.ly/mar12photo>

Tentative Workshop Agenda

8:00am: Check-in / Meet-and-Greet Activity

8:30am Let's Begin: What makes for compelling wildlife photography?

Through a series of activities, Lisa will help you develop your feelings about what does—and does not—make for evocative, moving wildlife imagery. Discovering why certain images are compelling to you will help you create your personal style, vision, and both short and long-term goals with regard to your wildlife photography.

9:15am An introduction to working in natural light

Wildlife photography goes well beyond the close-up shot. Light adds mood and drama. You will be introduced to various types and qualities of light and key strategies for making changing lighting conditions work for your wildlife photography. Through instruction and hands-on activities, you will discover—and later in the day, experiment with—different types of light and exposure that works for lighting conditions and scenarios you may experience in the field.

10:00am Break

10:15am Do you design your image? Or do you just shoot?

This session will introduce to you the concept of “Designing your wildlife image.” Top wildlife photographers know that to differentiate their work, they must design their images first. This session will help you determine the look-and-feel you want to create before you decide upon the gear and settings that will achieve it. We will then emphasize the importance of applying the right ingredients to make your design a reality, including the best ways to apply emotion, light, emotion, composition, and settings to carry out your vision.

11:15am Settings:

Do you struggle with why, when and how to choose Shutter Priority, Aperture Priority, or full Manual settings when you are out in the field? What about RAW vs. JPEG files? Focus settings? This succinct review will help you choose the best settings for the images you envision and design. I will briefly cover tips for photography of birds in flight as well as environmental shots, challenging lighting conditions, and more. You will also begin to create your own personalized field-reference guide.

11:45am Wrap-up questions & Shooting Assignment

We will discuss any final questions you may have. You will also be provided with a series of shot assignments for our shoot in the field.

12:00pm Departure & Lunch

The classroom portion of the session ends and participants will travel (using their own transportation) to the location specified. Please eat lunch (on your own) on the way to Rip Van Winkle Gardens. The exact location where we will meet at the gardens will be disclosed during class. Only registered participants may participate in the photography shoot with the group.

1:00 pm- close On-Location Shoot

Participants will be lead by Lisa Langell to shoot hands-on as a group. At certain points, the group will be allowed to have “independent shoot time” and then reconvene at a designated location for instruction and feedback. We will stay at the location a minimum of three hours and are given privileged access stay after normal park closing of 4pm; however, Lisa reserves the right to modify the day depending on weather and other relevant factors.

Follow-up: Online, Live Webinar review / critique session (90 mins): It's important to learn from our experiences during and after the workshop! Lisa will provide an opportunity for supportive (not harsh), informative live feedback of your images via webinar. All participants are welcome to submit images from the day's shoot in advance and join at no additional cost. You may submit anonymously if you prefer. A date for the webinar will be established and communicated to the group. Details on dates, times, and how to participate via your computer will be provided during class.

FREEBIES: All participants in this workshop will receive the following:

- Key tips for post-processing wildlife photography (video tutorial series)
- \$75 gift certificate toward select Langell Photography workshops and classes
- Entry into drawing for a surprise giveaway

Cancellation fee: No refunds are available; however, you may transfer your registration to another participant. Please notify Lisa Langell at lisa@langellphotography.com to do so.

Field Trips



Metairie Cemetery and Audubon Insectarium Field Trip

Eight of our members journeyed to New Orleans to our first stop at Metairie Cemetery. We explored the magnificent above-ground tombs, many with beautiful stained glass windows. There are Civil War graves and monuments located at this venue also. We brought our toys and wandered around for an hour or so after which we headed to the Audubon Insectarium located on Canal Street. Some of our

members had not been there previously. Of particular interest to our photographers were the butterfly room, a cute little volkswagen bug, and the many children's faces attending the museum for the first time. Check the fieldtrip gallery for images of this trip. After the insectarium some of us went walking in the French Quarter and also in the riverfront area. A few of us plan to return for some more photography in the city. Don't miss Bernard's upcoming field trip along river road in February. He always comes us with neat sites and everyone learns something from him- that goes for advanced as well as beginning photographers. -Tom Bush

Join us Saturday, February 11, 2017 as we travel along the "River Road." Meet at Tiger Stadium parking lot at 7:38 am. Carpooling is a good idea, as parking along the road can be challenging.

We will start the trip along River Road at the LSU Vet. School and traveling south. Numerous photo topics will be available to the keen eye of the photographer. Rustic wood structures, weathered stores, farm animals, abandoned tractors and farming tools are a just a few topics available from the River Road.

Move up to the levee and capture the river activity, tugs, barges and maybe a few surprises await. Perhaps you may witness the budding of the new spring foliage. This will invite the macro photographer.

Like most photo ventures, include your tripod and related accessories. Lens selection would include everything from wide angle to long and everything in between. Several places of interest are available for lunch along the routine. The location to be determined.

With decent weather, this promises to be a fun trip...





I want to thank Cindy Hunt for all her efforts with setting up this marvelous field trip. Below she has outlined the trip and photo opportunities, I believe this adventure will be of interest to many. The attached photos by none other than the very talented “Cindy Hunt.”

Come explore the Creole Nature Trail All-American Road for either one or both of these days (**March 18-19**) as we experience the natural beauty of Louisiana's Outback. We will travel this scenic byway, along LA 27 from Lake Charles to Sulphur, through coastal marshlands, prairies, wildlife refuges, and miles of undeveloped beaches along Louisiana's gulf coast.

There will be many opportunities to capture birds and other wildlife in their natural habitat, as well as vast landscapes, and a sunrise and sunset. You won't want to miss this opportunity to photograph during the season when birds are in abundance in this region.



We will depart Baton Rouge on **Saturday, March 18** at 7 am for a 2-hour drive to Lake Charles, where we will begin the route. We can expect two days of driving, with plenty of stops at designated areas, walking the boardwalks, shooting along the roadsides and beaches, and making a local stop for boudin balls.

It is recommended that you bring a wide angle lens for landscapes and a telephoto for birds. Usually a 400-600 mm is sufficient for photographing birds in this area. While there are opportunities to photograph a variety of subjects along the way, it is expected that there will be mostly birding opportunities. You will not be disappointed if you bring or rent a 600mm lens for this trip. Tripods and bean bags will both be useful at times. You may also want to experiment with panoramas and HDR photography of the expansive landscapes. (If you do not own a long lens, do not let this discourage you from making this trip. For sure there is something for everyone...)

Some of the sites we plan to visit are the Cameron Prairie, Pintail Wildlife Drive and Boardwalk, the Cameron Ferry, Holly

Beach, as well as other walkways, boardwalks and beaches along the route.

Please visit the website for housing information and more details about what to bring. **You are responsible for making your own reservations.**



On My Way
Robin Stevens
1st Place, Level A, Color Print



Haunted
Sheldon Anderson
2nd Place, Level B, Color Print



Osprey Portrait
Bernard Gillette
3rd Place, Level A, Color Print



Indigo Bunting
Kathy Reeves
HM, Level A, Color Print



Fog Flight
Rick LeCompte
HM, Level A, Color Print



Lone Cypress
Sheldon Anderson
1st Place, Level A, Monotone Print



Nature's Watercolors
Pat Riddick
1st Place, Level B, Color Print

Nature's Art - No image available
Linda Weinstein
2nd Place, Level B, Color Print



Egret at Mistic Pond
Mindy Guidry
2nd Place, Level A, Monotone Print



Wreckage Sustained
Theresa Mulling Low
3rd Place, Level A, Monotone Print



Arrr
Rhino Ulery
HM, Level A, Monotone Print

Available Light Portraiture

I love available light for portraits. Often I prefer it to using studio strobes. There is something special about this soft and beautiful light given to us by Mother Nature. I will take advantage of natural light whenever possible. There are occasions when scheduling a session does not provide the best opportunity to use natural light, or perhaps the weather conditions are not favorable. That is why we have flash.



Natural light flatters every skin tone

From pale white to dark chocolate and everything in between, natural light makes everyone look beautiful. No matter the skin tone or facial features, natural light enhances everyone. I am not taking about the midday direct harsh sunlight, seldom is a good lighting source. I prefer setting up in open shade and whenever possible.

Taking advantage of reflective light. The side of a building, under a tree or even set up a canopy will enable you to take advantage of natural light.

Natural light is free

If you are just starting out in photography, you will not need artificial light sources. You can create beautiful head shots using free natural light. Reflectors and diffusers are two ideal tools that are beneficial when using natural light. While photo tools are not cheap, a collapsible reflector and diffuser are relatively affordable. When using these tools, you will need an assistant. Using stands and other supports, may not work in windy conditions.

Shooting outdoors is less intimidating

Think about arriving on location with umbrellas, softboxes, strobes and stands. A lot to carry and set up. It also can make your subject a bit nervous during the session.

You may also draw a crowd of curious folks wanting to watch.

It is not unusual for clients who are self-conscious or uncomfortable in front of the camera to become more relaxed outdoors. Often we have an opportunity to chat and a short walk to the site allows everyone to relax. A relaxed subject should be the first

objective of the photographer. All the best preparation does no good, if your subject is tense. The tension will appear in the photograph.



Communicate with your client

As the photographer you need to exude confidence in producing their images. Remember, portraits are all about creating an image which not only shows your clients beautiful features, it also show something of their character. Being able to photograph a relaxed and confident client is the key.

Using natural light you can create beautiful and bright images that promote your client as a capable and highly successful professional. Also, remember that you are offering a service that is unique from others who are using bulky lighting tools.

Indoors too!

Natural light is great indoors as well. Commonly referred to as "Window Light" it is a great light source. Ideally soft light coming from a north facing window is ideal. Moving about, window light provides beautiful modeling light effect. Generally, you may have to increase the ISO allowing for adequate shutter speeds.

Indoors or outdoors, natural light is a great light source for portraits. Don't be bashful, give it a try.

Bernie Gillette



DUES

January 1st started our new club year. **In order to participate in competitions and field trips you must be a member in good standing, that means you have paid your dues.** You will also need to complete a new member registration form which is included at the end of the newsletter. Please check off at least one area you would be willing to help.

Call for Member Profiles



Do you enjoy getting to know other club members? Do you come to meetings and find there a lot of people you don't know? Well, there is a solution to that. Fill out a member profile and we will run it in the newsletter. You will get to know a little about your fellow members and they will get to know you.

We now have close to 200 members and limited time to get to know them all. This is a way to do a brief introduction. You may even find someone who has interests similar to yours and they will become a photog partner. It is easy to do. Just go the [link](#) provided and answer a few questions, attach a photo of yourself and up to 3 additional images and hit send. It is that easy.

Here is the [link to submit your profile.](#)

Thanks in advance for your participation and support.

Mentor Program

Are you new to photography or just want to get out of auto mode? If so, we have a program for you and it's called the Mentor Program. Mentoring is a practice where someone shares their knowledge and experience in photography and helps further your skills and knowledge. It can also help you gain confidence in your abilities. Are you interested in improving your photography? Do you feel unsure about how to use your camera? Our program consists of volunteer photographers within the LPS who can assist you with your questions pertaining to depth of field, shutter speed, ISO, etc. and can be very helpful for someone that needs a little extra help.

If you are interested in being a mentor or if you would like a mentor, please send the following information to mentor@laphotosociety.com.

Name, e-mail address, cell number, type of camera you use, and type of photography you are interested in (example: wildlife, flowers, portrait, landscape, etc.) and if you want to be a mentor or be mentored.



PSA COMPETITION

PHOTOGRAPHIC SOCIETY OF



***Now accepting images for the next
round of competition***

We are allowed to submit 6 images per round. Please send 2 or 3 of your best so the team has a good pool of images to choose from and can send a variety. If you have any questions or need assistance in preparing images, contact the PSA Rep at psaentry@laphotosociety.com.

Entry Deadline

LPS members in good standing may submit entries by the 5th of the month prior to each round; it is requested that members submit no more than 3 images per round.

Category

Projected Image Division

General Category (open to all digital images, including color, B&W, and manipulations)

Image Requirements

Format: JPEG only

Color Space: sRGB recommended

Image Size: HORIZONTAL - MAX 1024
WIDE; VERTICAL - MAX 768 TALL

File Name: Title of Image

Submit Entries

Email to: psaentry@laphotosociety.com

Subject Line: PSA Competition

Body of Email:

Title of Image - Your Name

Attach image

Entries for Round 1 and the awards are listed below. You may view all entries and see the standings at <https://psa-photo.org/index.php?2016-17-pid-interclub-round-one>

Finally, At Rest by Butch Speilman, Award

Enlightenment by Kathy Reeves, HM

Creole Queen by Renee Pierce

Homeless but Saved, Gene Bachman

Dark Beauty by Michelle Crifasi

American Queen by Linda Medine



<http://www.psa-photo.org/>

In addition to the interclub competitions you, as an individual member of PSA, can enter contests. Some are digital and some are print. Categories include Individual Creative, Individual Portrait, Photo Essay, Nature, Photojournalism, Photo Travel, and Pictorial Print. By visiting the links provided you will find all the guidelines and deadlines for submitting as well as galleries of previous winners. We as a club are limited to 6 images every other month but you as an individual member may submit on your own. I encourage you to consider [joining PSA](#).

Here is a partial list of the member benefits you receive for only \$45.00 a year:

- Opportunity to submit articles for potential publication in the PSA Journal
- Access to My PSA free web site services (e.g., Image Evaluation, Mentors, Consultants, resource links, up-to-date product and book reviews)
- Free online Individualized Photography Course, Advanced Photography Course, and Image Analysis Course
- Free Study Groups: online for digital images and via mail for prints
- Free services (e.g., Species Identification Service, Photo Travel Planning Service, Digital Product Information)
- Publication of photos on the PSA web site (e.g., a photo in the New Member Gallery on joining, in the Show Your Stuff Gallery on renewing for year two, and in ROPA Galleries following receipt of a PSA Distinction)
- Creation of a personal photo gallery on the PSA web site for posting up to twenty (20) images and a biography
- Competitions for specific topics/themes (e.g., Creative, Portrait) or format (e.g., 3D, digital essays, story boards, B&W prints)
- Reduced fee for PSA Adventures (e.g., Humanitarian trip to Cuba, cruises)
- Discounts on photography-related products and services

Sur la Table with Photos and Flowers

Baton Rouge Garden Center
7950 Independence Blvd., Baton Rouge
Saturday, February 18, 1-4 pm
Sunday, February 19, 1-4 pm

Photographs by the the Louisiana Photographic Society
and Designs by the Baton Rouge Garden Club.

Two Baton Rouge area groups will produce a unique event this February—a combination of flowers, photographs and table settings—titled SUR LA TABLE WITH PHOTOS AND FLOWERS.

Photographers from the Louisiana Photographic Society will join with Baton Garden Club members in giving the 2017 event which funds a program offering a scholarship to college students in landscape architecture, urban forestry or horticulture.

Garden Club members have held an annual design event for the last 8 years with floral designs and place settings interpreting visual art. In 2017 Garden Club designers will interpret photographs contributed by the society. Most of the photos will be framed and available for purchase.

Visitors at the show will view more than 25 exhibits, each with a functional or abstract table design. Viewers may vote for their favorite design and photo.

Tickets can be purchased at the door for \$5. (cash or check) Refreshments will be served.

For inquiries about this event, contact Cindy Moran 225 806 5377 email cemoran83@gmail.com.

WELCOME TO LOUISIANA PHOTOGRAPHIC SOCIETY



LPS communicates to members through website, e-mail, and monthly meetings. All members are encouraged to visit the LPS website at www.laphotosociety.com for the latest on club news and events. The monthly newsletter "FOCUS" is available on the website on the first day of each month. Please provide an e-mail address below to receive club updates. If you do not receive e-mail communications after 30 days, notify LPS at treasurer@laphotosociety.com

Select one: ☐ Membership Renewal ☐ New Member

If you are a New Member, how did you learn about LPS:

☐ Current Member ☐ LPS Website ☐ Newspaper/Magazine ☐ Social Network ☐ Other _____

Select one: ☐ Individual Membership \$25.00/year ☐ Student \$5.00/year—Must be a current student

Name _____ Date _____

Address _____ City _____ State _____ Zip _____

Home Phone () _____ Cell Phone () _____

E-mail Address _____

☐ Additional Family Member \$5.00/year—ONLY available with the Individual Membership, not Student Membership

Name _____ Date _____

Mailing Address _____ City _____ State _____ Zip _____

Home Phone () _____ Cell Phone () _____

E-mail Address _____

SPECIFY FOCUS OF PHOTOGRAPHY:

SPECIFY AREA OF LEARNING INTEREST:

SPECIFY AREA OF INTEREST IN CLUB PARTICIPATION:

- ☐ Competition (set up, tally votes, present ribbons)
- ☐ Education (plan/teach, set up workshops and seminars)
- ☐ Equipment (store, transport, set up for LPS functions)
- ☐ Exhibits (explore locations, set up/take down exhibits)
- ☐ Field Trips (plan and arrange to photograph at various sites)
- ☐ Gulf States Camera Club Council (GSCCC liaison, collect and submit entries for GSCCC competition)
- ☐ Library (display and maintain materials, check-in/out)
- ☐ Programs (plan speakers, make arrangements for speakers at monthly meetings)
- ☐ Projection (set up and operate equipment for digital projection competition)
- ☐ Publicity (publicize programs, meetings, events)
- ☐ Refreshments (plan and set up refreshments)

YOUR PARTICIPATION IS GREATLY APPRECIATED!

LPS 2017 Leadership

*note new email addresses

2017 Executive Board

President

Butch Speilman

president@laphotosociety.com

Vice President

Darrel Leblanc

vicepresident@laphotosociety.com

Secretary

Cathy Smart

secretary@laphotosociety.com

Treasurer

Janet Gelpi

treasurer@laphotosociety.com

Past President

Theresa Mullins Low

pastpresident@laphotosociety.com

Equipment

George Carpenter

equipment@laphotosociety.com

Exhibits

Cris Garcia

exhibits@laphotosociety.com

Field Trips

Bernie Gillette/Tom Bush

fieldtrips@laphotosociety.com

GSCCC digital

Gene Bachman, digital

GSCCCdigital@laphotosociety.com

GSCCC prints

Vacant

GSCCCprint@laphotosociety.com

Image Critiques

Vacant

critiques@laphotosociety.com

Lagniappe

Theresa Mullins Low

lagniappe@laphotosociety.com

Mentors

Tammy Heil

mentor@laphotosociety.com

Monthly Competition

Jerry Arnold

competition@laphotosociety.com

Newsletter Editor

Renee Pierce

newsletter@laphotosociety.com

Programs

Pam Kaster

programs@laphotosociety.com

PSA Competition

Linda Medine

psaentry@laphotosociety.com

Publicity

Jackie Summers

publicity@laphotosociety.com

Refreshments

Vacant

refreshments@laphotosociety.com

Website

Renee Pierce/Gail Dixon

webmaster@laphotosociety.com

2017 Coordinators

Advocate Images

Darrel Leblanc

vicepresident@laphotosociety.com

Digital Projection Contest

Gene Bachman

digitalcontest@laphotosociety.com

Education

Bridget Mayo

education@laphotosociety.com



Check out our
[Facebook Page](#)

The LPS website has a quick checklist for preparation of images for digital projection competitions. The checklist can be found on the Monthly Competition page of the website, or by using this [link](#).

LPS Members are encouraged to submit photographs and articles for inclusion in FOCUS, the Louisiana Photographic Society Newsletter. Items received up to 3 days before the end of the month will be included in the following month's newsletter.

Send your submissions to:

newsletter@laphotosociety.com

