

LOUISIANA



Photographic Society

Focus

Photojournalism?

Page 7

MARCH EVENTS

March 14, 2015
Camera Basics Workshop
9:00 am to noon
Journalism Building , LSU

March 19, 2015
Monthly Meeting
7:00 pm
Goodwood Library

March 21, 2015
Sawmill Fieldtrip
6:30 am
Drusilla McDonald's

March 28, 2015
Port Hudson Reenactment
7:30 am Drusilla McDonald's



Cover photo : Renee Pierce

Louisiana Photographic Society
meets on the third Thursday
of each month at the
Goodwood Library
7711 Goodwood Blvd
Baton Rouge, LA 70806

Guests are always welcome!

Membership dues are \$25/year
Each additional family member \$5/year

PO Box 83834
Baton Rouge, LA 70884
www.laphotosociety.com



President's Message

Thank you, Renee Pierce, for a new and improved LPS website. You are appreciated by me, the board and the LPS Membership. I feel this improvement of the website has brought our Camera Club up light years. Please everyone, check it out at <http://laphotosociety.com>

I want to also thank all of LPS's volunteers. Without your unselfish commitment the accomplishments of LPS would not have been possible. Keep up the outstanding work. If you would like to volunteer, your help is always welcomed. Something as simple as bringing a snack for the LPS meetings is helpful. The LPS newsletter is always looking for members to write an article for the good of the club, like "how did you do that" or "this is a good place to take pictures" and then give examples. LPS is your Camera Club. Help make it even better than it is now.

You can participate by sending up to 10 images to the monthly member and field trip galleries. Please read the website on how to size and title your images. Also, plan ahead by marking your calendar for upcoming field trips, workshops, and exhibits. You will learn a lot and will make many new friends too.

On February 21st the Battle of Baton Rouge at Rural Life Museum was very educational and very well attended. The seasoned LPS members were helping the newer photographers. Thank you Ken Wilson for a great field trip and a great critique workshop.

Keep your eyes and your minds open the next few weeks to get a photojournalism image for the March 19th meeting. Bring in two color and/or Black and White images. Remember, if you print 8x10s or 8x12s they will be ready to submit for GSCCC print competition.

March's LPS meeting will have color and black and white divisions for competition for both "A" group and the "B" group.

Please do not be afraid to ask questions. I accept any positive feedback and suggestions on speakers or programs for the betterment of the Camera Club.

Linda Medine



After March 8th we will begin to have a little more daylight each evening. Take advantage and GO SHOOT SOMETHING - with your camera, of course!

- March 6-8 Monster Jam at the River Center
- March 7-8 Repticon Reptile and Exotic Animal Show at Lamar Dixon, Gonzales
- March 15 Mardi Gras Indians, at A.L. Davis Park, New Orleans
- March 21 Southern Forest Heritage Museum- Sawmill Field Trip
- March 28 Siege of Port Hudson Reenactment Field Trip



There are many state parks, plantations, gardens and events all throughout Louisiana, the Mississippi Gulf Coast and surrounding areas and Spring is a great time of the year to visit them. Look for the unusual.

In This Issue

President's Message	2
Speaker Info	4
Field Trips	5
Competition Schedule.....	6
What is Photojournalism	7
How to Resize an image.....	8
Town Favorites.....	10
PSA Competition	11
Exhibits.....	15
Education	16
Competition Winners.....	17
Member Submissions	32

Copyright

© Louisiana Photographic Society, 2015. Unauthorized use and/or duplication of this material or images/photographs without express and written permission from author and/or owner is strictly prohibited. Excerpts and links may be used, provided that full and clear credit is given to the photographer and Louisiana Photographic Society with appropriate and specific direction to the original content.


Speaker Info

The speaker for the March 19 LPS meeting will be a representative from the library who will explain some of the many photography resources available from the library.

All residents of East Baton Rouge Parish can get a library card. People living in parishes contiguous to EBR may also get a special library card.

Below is a list of electronic resources which will be discussed at the meeting:

Thousands of entertainment and research databases available through our Digital library at www.ebrpl.com/digitallibrary (everything can be found from our a to z list or the majority under 'by subject' Online learning)



☑ **Lynda.com**

Thousands of video courses on various photography topics like: Retouching, Lighting, Raw Processing, and Portraits AND photography related software such as: Lightroom, Photoshop, Photoshop Elements, Aperture (on a variety of skill/levels)

☑ **Safari Tech Books**

eBooks you can read online and video tutorials. covering Primitive photography, Documentary photography, HDR Photography and at least one book on Astrophotography!



☑ **Gale Courses**

Structured online courses that run once a month with quizzes, assignments, and a final exam.

Relevant courses include: Discover Digital Photography, Mastering your SLR Digital Camera, Intro to Photoshop CS5, Photoshop CS6, Intro to Photoshop Elements 11-13, Intro to Lightroom 4/5,

☑ **Atomic Training**

Video tutorials on a variety of software programs such as: Illustrator, Photoshop, Photoshop Elements, and Lightroom

Field Trips

Field Trip Guidelines To participate in a daytime / one-day field trip, you must be a Louisiana Photographic Society member in good standing for 30 days and must have attended at least one LPS monthly meeting **or be a guest of a current member in good standing**. These guidelines allow us time to get to know and better understand the capabilities and motivation of newer members who want to participate in field trips.

We are also asking that you register to attend the trips. (There is a link on the website.) **Registration is NOT mandatory but is PREFERRED.** It will help us better plan to have enough seasoned photographers on hand to help and allow us to notify you should there be a change to the event. Thank you for your cooperation.

March 21, 2014 Southern Forest Heritage Museum, Longleaf, LA.,

The SFHM is the oldest complete sawmill facility in the South. The complex is unique in that it is a complete sawmill complex dating from the early 20th century, and that it has the most complete collection of steam-powered logging and milling equipment known to exist.

Time: 9:00 am until 4:00 pm - Depart at 6:30 am

Admission: Adults: \$8.00; Seniors: \$7.00

Lunch: Bring lunch money; we will eat as a group at The Café in Glenmora, La (quality, country eating!)

Meet: We will meet at McDonald's on Drusilla at 6:30AM. We will leave McDonald's at 7AM for a two (2) hour drive. We will carpool! So...come with a full tank or be prepared to share gas costs if your ride.

Equipment to bring: sturdy footwear: there could be mud, un-even surfaces, rough terrain, wet conditions; This is a mill that shut down in 1961. It is not a "walk in the park"; please consider how you dress and what you carry! Once we get on site, there is light walking. Consider 16-35; 18-55; 28-140; 24-105; possibly 70-200 or 70-300, tripod.

What I carry: 16-35; 24-105; (maybe) 70-200; I do not use flash; if you have one, consider bringing it!

March 28, 2015 The Siege of Port Hudson Reenactment, Port Hudson State Historic Site, 236 Hwy. 61, Jackson, LA 70748.

The Port Hudson S.H.S. near Zachary will host the annual re-enactment of the siege of Port Hudson on Saturday and Sunday. Visitors will have access to volunteer re-enactors in Union and Confederate campsites performing typical activities of the assaults. Soldiers dressed in authentic reproduction uniforms will be on hand to answer questions pertaining to the siege during the summer of 1863. The three branches of the services-artillery, cavalry and infantry-will be portrayed, as well as cooks, laundresses and salters.

When: March 28, 2015

Time: 9:00 am until 5:00 pm

Admission: Free

Lunch: Bring lunch money: Cold drinks & concessions are on sale by the Zachary High School Band

Equipment to bring: If we don't get an early start, we will walk a lot after parking! Consider: 18-55; 28-140; 24-105; 70-300 or 100-400. Tripod!

What I carry: 16-35; 24-105; 100-400. Tripod!

April 11, 2014 Vermilionville Living History & Folk Art Park, Lafayette, LA

April 25, 2015 LSU AgCenter Hammond Research Station,

150 acres of flowering trees, woody plants and flowers and Home of Louisiana Super Plants!

2015 Competition Schedule

MAR	Print	3/19	Photojournalism
APR	Projection	4/16	No Theme
MAY	Print	5/21	No Theme
JUN	Projection	6/18	Old Everything [Barns/Signs/Etc. (Things Only)]
JUL	Print	7/16	Elements of Water [Snow/Rain/Fog/Ice/Water]
AUG	Projection	8/20	No Theme
SEPT	Print	9/17	No Theme
OCT	Projection	10/15	ZOO/Captive Animals
NOV	Print	11/19	No Theme

To participate in exhibits and monthly competitions, you must be a member of LPS in good standing; your dues must be paid.

New Competition Categories

Level A
(advanced)
Color and Black and White

Level B
(Beginner)
Color and Black and white

All prints must be mounted (matting is an option) such that they are self-supporting for vertical display.

Frames are not allowed.

All photos shall be 5" X 7" or larger and not to exceed 24" in width. These are the outside dimensions and shall include the matting.

Reminder

Since this month is a print competition, if you receive a ribbon, you will need to submit a digital image for the newsletter and the image gallery on the website. Images should be emailed to monthlycompetitioncoordinator@laphotosociety.com and be sized according to the new guidelines. Complete instructions are available on the left side of the website under Quick Links.

What is Photojournalism?

This month's club competition and GSCCC competition have the "theme" of photojournalism. There are many ways to describe it, Wikipedia says "**Photojournalism** is a particular form of journalism... that employs images in order to tell a news story." WiseGEEK.org says "Photojournalism is a branch of journalism characterized by the use of images to tell a story. The images in a piece may be accompanied by explanatory text or shown independently, with the images themselves narrating the events they depict."

Perhaps tutsplus.com states it best for our purposes. "It can be argued that photojournalism is the most universal form of mass communication. Writing and speaking both require the knowledge of a specific language, but the visual image can in many instances be understood by anyone. Facial expressions, emotions, movement and body posture as well as composition, light and shadow can tell a story in the same way that words can." The information below comes from the complete tutorial which can be found in the link above. I hope it helps you choose a winning image!

- ◆ On the most basic level, it is telling stories with photographs. But on top of that, the stories created must follow the rules of journalism. They must be true stories and the journalist must try to tell the story in the most fair, balanced and unbiased way possible.
- ◆ The manipulation of photos is also strictly forbidden. This especially applies to post-production. Nothing should be edited into or out of an image. Post-production work should really only focus on correcting color problems, exposure and latitude problems, and slight sharpness problems. Cameras are still not as good at rendering images as the huge eye, so we sometimes have to make up for their sort comings.
- ◆ The most important thing, the thing that separates photojournalism from other forms of photography is trust. The audience must be able to trust that the image they see is a true representation of what was happening. This comes down to two main issues: interference and manipulation. A photojournalist must never interfere with a situation. He/She can never direct or pose their subjects
- ◆ Cropping is also fine. But wrinkles stay, bags under the eyes stay, stains on shirts stay. A photojournalist cannot move a basketball around in the frame or take one out or put one in. Adding dramatic effects like vignetting, artist filters and so on are also against the rules.

Photojournalism is the act of telling stories with photos. Most stories in newspapers and magazines allow room for only one photo to accompany them, therefore the most you can tell the better. There are a lot of ways to do this. The two strongest tools are layers and emotion.

- ◆ Often layers are utilized to add context to an image. A photo that shows a musician playing enthusiastically could be taken anywhere, but that same musician shoot with a crowd in the background tells a story. Maybe the crowd is huge and the musician is feeding off their energy, or maybe the crowd is small and the musician is still giving it everything he has. Either way, layering the content adds a lot to the story. The layers don't necessarily have to be on a large scale like that, small elements and details can also add those layers of content.
- ◆ The other important aspect of telling stories is emotion. The photojournalist has to be an expert at reading and more importantly anticipating facial expressions. A tear, a thoughtful glance, a huge joyful smile, all of these reveal how the subject of the photo feels about what they are doing. From the time we are infants, we learn to recognize the faces of the people we're around, utilizing it in a photo can be very powerful.

This photo is of a veteran of World War II. He fought in the Pacific and was being awarded a medal for his service by the local Veterans of Foreign Wars association. The medal and the badges of the other people in the photo create layers and I believe that his expression shows appreciation, I hope that this is easily read by viewers. I hope that this tutorial gives you a better insight into the world of photojournalism.

Another resource is Understanding and Appreciating the Basics of Photojournalism which may be read [here](#).



How do I resize an image?

When posting a picture online or sending a picture in an e-mail it may be necessary to resize the image to keep the image small in size and dimension so it can properly fit on a page. Below are the steps on how you can rotate your images in each of the major image editors as well as links to web pages that can resize images for you.

Online solution

There are several websites that allows users to resize their images without having to use one of the below software programs. If you do not have access to any of the programs and don't want to download any new programs you may want to try one of the below online services.

<http://www.resize2mail.com/>

<http://www.shrinkpictures.com/>

<http://resizepic.com/> to open a search for alternative solutions.

IrfanView

Open the image in [IrfanView](#)

Click **Image** and then **Resize/Resample**

Either specify the size in pixels you want to make the image or click the half button to cut the image size in half. Note: each time the half button is pressed it'll reduce the image in half.

Picasa

Open [Google Picasa](#) and browse to the image location and double-click the image you want to resize.

Once the image has been opened click the **Export** button on the bottom of the window.

In the Export to Folder window decrease the size by dragging the Resize to: bar to the left.

The GIMP

Open the image in [The GIMP](#).

Click **Image** at the top of the image tool bar.

Click **Scale Image**

In the Image size specify the dimensions you want to use and then click the Scale button.

Microsoft Paint users

Microsoft Paint users can use the Stretch/Skew option under the Image drop-down menu; however, this option often degrades the overall quality of the image. We suggest users use one of the above programs or solutions for resizing their images instead.


Adobe Photoshop users

Open the image in Adobe Photoshop.

Click **Image**

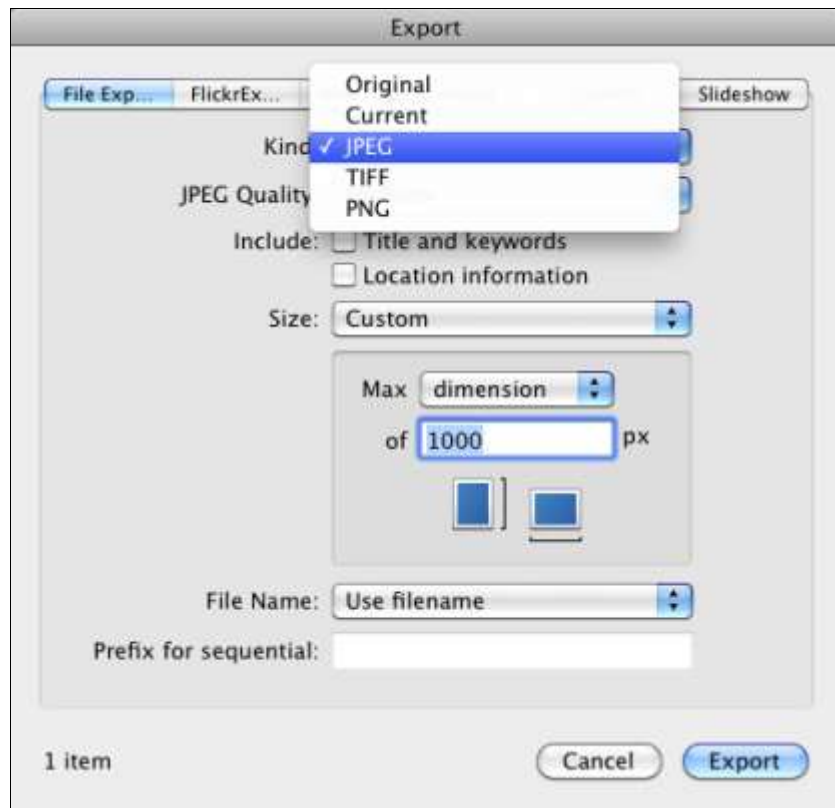
Click **Image size**

Specify the size of the image you want to have. It's often easier for most users to specify the size using pixels as the measurement.

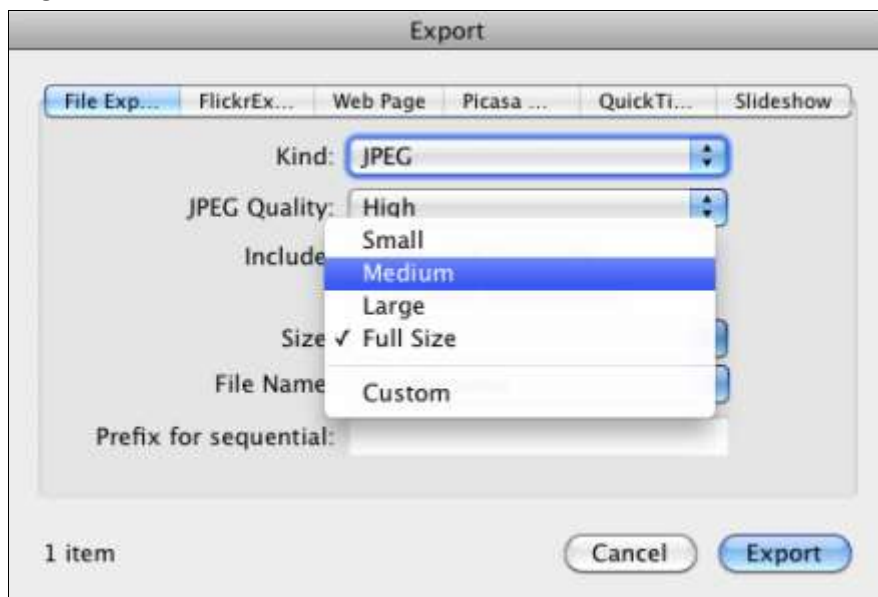


Export Resizing From iPhoto (from Makeuseof.com)

If you don't want to send your selected photo(s) in a stationary template, there are two other ways in iPhoto to resize images. Select *File > Export*.



This method provides a little more control over how you resize your images. In the first pop-up menu, Kind, you can select to change the format of the photo from say RAW to JPEG or PNG, or you can keep it in its Original format. The Current format means that when you import RAW images in iPhoto and then edit them, they will get exported as compressed JPEG images. You wouldn't want to email or post a RAW image unless you know the receiver could process the image with an image editor like iPhoto or later versions of Photoshop. Most Internet service providers don't allow for significantly large size attachments in an email.



Have you ever considered taking photojournalism images? Photojournalism images should tell a story. They should spark questions and leave you with wonder. Street photography and photojournalism are similar. I believe that street photography is an image that portrays an interesting person, place, or thing that is a candid shot, but with a wow factor or emotion; not necessarily with a story. Photojournalism is somewhat the same, but possibly of a historical or social event, but always with a specific story in mind by the photographer. In both types of photography, a photographer's goal is to show action or capture a facial expression that evokes a sense of emotion. "Show me the verb!"

A photojournalism image must tell the truth. It might tell a story of the struggles in everyday life or it might tell a story of a victory. Because we want the truth no manipulation of the image is preferred other than tonal enrichment and possibly cropping; in the end an amazing photograph.



The two photos shown in this article suggest that. One is street photography and one is photojournalism. The two were taken in downtown Baton Rouge on a Saturday. Both could be a photojournalism story about "Happenings in Downtown Baton Rouge." The photograph with the flag really has you wondering. In photojournalism a story would be written and I just imagine in this situation there was some sort of political issue in question. If I were telling the story I might want to include a photo with more facts such as the signs that were being shown in the original un-cropped image.



Yes, almost any camera or lens can be used to capture a photo for photojournalism. But since photojournalism is often about action, having a fast lens and a lens with longer focal lengths may be beneficial. Editing software is essential. Ultimately you want to capture a simple impressive photograph that has told a story. The crop tool in a photo editing software is very often used to achieve that simple image with impact.

The settings for the photo with acrobatics are as follows: aperture f/4.5; shutter speed 1/4000 sec.; ISO 400. All of these settings are used to increase the light and to allow for a faster shutter speed to stop the action and give a sharp photo. In the photograph with the flag a longer lens was

used at a focal length of 190 mm, so that the photographer could capture the image without interfering with the current event. Other settings used: shutter speed 1/1250 sec.; aperture f/4.5; ISO 200; all settings allowed me to stop the action creating a sharp image.

Our next LPS meeting is being held March 19, at 7:00 PM, and is held every third Thursday of each month. Our guest speaker will be a representative from our improved Goodwood Library, educating members on the many additional resources including electronic and traditional resources for photographers. The meeting is held at the Goodwood Library, 1st Floor, large conference room. For more information visit our website at: [Louisiana Photographic Society](http://LouisianaPhotographicSociety.com)



PSA Competition

CALL FOR ENTRIES - DUE April 5th Each member may submit 3 images PROJECTED IMAGE DIVISION Interclub Digital Projected Competitions

Competition Dates - This competition is held four times each year beginning in the fall, with four rounds in November, January, March, and May. Entries are due on the 5th of the month prior to each round. Call for Entries will be announced in the LPS monthly newsletter prior to each round.

Category - This is a general category open to all digital images (color, B&W, including alterations and manipulations).

Image Size - Horizontal Images - MAXIMUM 1024 pixels wide; **Vertical Images** - MAXIMUM 768 pixels tall (images exceeding these restrictions will not upload)

Format - JPEG only

Color Space - sRGB is recommended

File Name - Enter the Title of the image as the File Name (or Version Name)

Submit Entries - Email entries by the due date as follows:

Email address: psaentry@laphotosociety.com

Subject line: PSA Competition

Body of email: Enter "Title of Image - Your Name" (make sure the Title listed here matches the File Name of the image file)

Attach image

MAXIMUM of 3 images may be submitted per person for each round

Eligibility - All LPS members in good standing are eligible to participate. Dues must be paid up-to-date prior to submitting entries.

Club Entries Allowed - Each club may enter up to 6 images by 6 different makers for each round. The final images submitted for LPS will be selected by a committee.

Awards - Any club that is a PSA member may chose to compete as a club, with honors awarded to individuals and to clubs with the highest accumulated points for the year.

Contact - If you need assistance in preparing submissions or if you have any questions, please contact the PSA Rep at psaentry@laphotosociety.com.



In addition to the interclub competitions you, as an individual member of PSA, can enter contests. Some are digital and some are print. Categories include [Individual Creative](#), [Individual Portrait](#), [Photo Essay](#), [Nature](#), [Photojournalism](#), [Photo Travel](#), and [Pictorial Print](#). By visiting the links provided you will find all the guidelines and deadlines for submitting as well as galleries of previous winners. We as a club are limited to 6 images every other month but you as an individual member may submit on your own. I encourage you to consider [joining PSA](#).

Here is a partial list of the member benefits you receive for only \$45.00 a year:

- *PSA Journal* full-color monthly magazine (mailed & online) and annual *Who's Who in Photography* publication
- Opportunity to submit articles for potential publication in the *PSA Journal*
- Access to My PSA free web site services
(e.g., Image Evaluation, Mentors, Consultants, resource links, up-to-date product and book reviews)
- Free online Individualized Photography Course, Advanced Photography Course, and Image Analysis Course
- **Free Study Groups:** online for digital images and via mail for prints
- Free services (e.g., Species Identification Service, Photo Travel Planning Service, Digital Product Information)
- Listing in and access to online Membership List following login
- Publication of photos on the PSA web site (e.g., a photo in the New Member Gallery on joining, in the Show Your Stuff Gallery on renewing for year two, and in ROPA Galleries following receipt of a PSA Distinction)
- Creation of a **personal photo gallery** on the PSA web site for posting up to twenty (20) images and a biography
- Use of PSA logo on personal web site and business card
- **Competitions** for specific topics/themes (e.g., Creative, Portrait) or format (e.g., 3D, digital essays, story boards, B&W prints)
- Reduced fee for PSA Adventures (e.g., Humanitarian trip to Cuba, cruises)
- **Discounts** on photography-related products and services



Digital membership - (Adult or Youth)	Includes online and mobile access to PSA Journal (NO printed PSA Journal by mail)
Digital Membership - Adult	\$45
Standard Membership - (Adult or Youth)	Includes printed copy of PSA Journal by mail AND complimentary access to online and mobile PSA Journal
Adult Membership	\$60



Congratulations!

GSCCC

In My Own World (left) by Chandan Sharma received 2nd Honorable Mention in Color Prints

Early Morning Run (bottom) by Ken Wilson placed 1st in the Color Prints.

PSA

Elizabeth Mangham completed the Individualized Photography Course. Her name will soon be listed on the [PSA website](#), she will receive a course completion certificate and her name will be published in the PSA Journal as space permits.



REQUIREMENTS FOR SUBMISSION OF GSCCC COMPETITION PRINTS

Pictorial Color, Black & White, and Nature Prints:

- ☑ maximum print size 16x20
- ☑ can be mounted or un-mounted, mounting board should be no larger than 20x24
- ☑ no minimum print size

You are welcome to submit the maximum size, but it is not necessary or recommended, as most LPS members submit prints sizes in the range of 11x14 or 8x10.

Photojournalism Prints: new rules effective June 2014 for Photojournalism

- ☑ **print sizes are 8x10 or 8x12**
- ☑ mounted or un-mounted.

The print sizes were changed in order to encourage more participation in this category.

All prints submitted for GSCCC competition must be marked on the back with the following: title of print, maker's name, LPS, and the category. Review the rules at www.gulfstatesccc.org to ensure that your print meets the eligibility requirements for the category of entry. Prints may be either commercially or self-printed. Clear sleeve for protection is optional, but recommended.

Worth Checking Out...

Tim Grey, of Lightroom fame. Now has a YouTube channel. In his first “episode” he shows the Xume filter adapter. Check it out [here](#).

Photzy.com has an interesting article and free guide entitled “To Kit or Not to Kit” You have to create an account and log in to get it. There are lots of free .pdf guides and videos on the site.— Even one on storytelling (photojournalism is coming in March).

9 Creative [photo ideas](#) to try in March

[Weekly Photography Challenge](#) from Digital Photography School

Adorama TV - [Exploring Photography](#) with Mark Wallace

2015 Exhibit Schedule

You must be a current, dues paid member in order to exhibit

Questions? Exhibit Coordinator

Kathy Reeves exhibitcoordinator@laphotosociety.com

Arts Council of Greater Baton Rouge Exhibit

427 Laurel Street, Baton Rouge, LA 70801

Email 5 images to: sandy@acgbr.com by March 13, 2015

Include frame size, your name, titles, email address and phone number.

They will select the image(s) they would like in the exhibit from the 5 you send them.

Everyone will get at least one image in the Exhibit!

Exhibit Dates: April 11-30, 2015

Reception TBA

Greenwell Springs Library

11300 Greenwell Springs Rd

Baton Rouge, LA

Hang date: Wednesday, April 1st, 2015 at 11:00 AM

Take down: Sunday, April 26th, 2015 at 2:30 PM

Bluebonnet Swamp

May, 2015

Theme - Nature of Louisiana

10503 N. Oak Hills Parkway

Baton Rouge, LA 70810

Located one block off of Bluebonnet Blvd. between Perkins and Highland Road. Turn toward the Whitney Bank and follow N. Oak Hills Pkwy into parking lot.

Limit 2 images, matted and framed, no larger than 16x20.

Drop off date: Thursday, April 28th, 2015

Pick up date: Monday, June 1st, 2015

Instructions for preparing your images and labels may be found on the [website](#).

Education

Photography Basics by Aaron Hogan

Saturday, March 14, 2015

Journalism Building, LSU Campus

9:00 till Noon

Aaron Hogan is the owner and principal photographer of Eye Wander Photo, a Baton Rouge photographer that specializes in capturing life in a beautiful yet natural manner. He specializes in weddings and portraits.

You will learn: camera functions, exposure

control (aperture, shutter speed, ISO, focus, white balance), on-camera flash and available lighting techniques, plus lens use and composition rules for portraits and landscapes.

[Register online](#)

LPS Member Gallery on Club Website

We currently have 2 image galleries, a members gallery and a field trip gallery.

Preparing Photos for Submission

- ◆ Crop/resize your photos to 640 pixels X 480 pixels
 - ◆ Resize your image to a maximum of either 640 pixels WIDE and/or 480 pixels HIGH. Width or height may be LESS, but not more than these maximums. Be aware that images with a vertical orientation must still not exceed 480 pixels high, and thus your horizontal will be much less than 640 pixels wide.
- ◆ Save them as JPEG format using medium or high compression.
- ◆ Shoot for 1MB to 2 MB file size.
- ◆ Title your photos as Your Name – Photo Title and save as JPEG. For example your saved file name should look like as shown below: ***John Cooper – Sunflower.jpg***. ***This is the information that will show up on the bottom of the image in the slideshow***

How to Submit Your Photos

- ◆ Email **up to** ten photos each month to vicepresident@laphotosociety.com
- ◆ Specify either **Members Gallery** or **Field Trip Gallery** in the subject line.

These are the same sizing guidelines for submitting digital images for the monthly club competition winners gallery and GSCCC and PSA galleries.



A Leap of Faith
Kathy Reeves
1st Place



Wild Horses on the Prairie
Linda Medine
2nd Place



Pirate's Alley
Cathy Smart
3rd Place



Conversation
Theresa Low
1st Honorable Mention



Feather
Elizabeth Mangham
2nd Honorable Mention



Blue Reflections
Chris Garcia
1st Place



Sunset Blues
Nancy Clark
2nd Place



Moon Rise Over Ponderosa Pines

Chris Garcia

3rd Place



Let's Do Lunch
Pat Riddick
1st Honorable Mention



Fire Flowers
Patrick Bullock
2nd Honorable Mention



Cloud Covering
Theresa Low
1st Place



Chomping On A Star
Gene Bachman
2nd Place



Graceful Cascade
Nancy Clark
3rd Place



Chapel On the Hill
Pam Kaster
1st Honorable Mention



Notre Dame de Paris
Sheldon Anderson
2nd Honorable Mention

Member Submissions

Rural Life Museum's Battle of Baton Rouge Reenactment



I recently attended my 1st LPS field trip to the Rural Life Museum's Reenactment of the Battle of Baton Rouge. What a great day! The two highlights of the day were exploring the grounds and being part of the camaraderie of the other LPS members.

I have only been a member of LPS since November 2014 and consider myself a novice photographer. The friendship and education during the field trip were second to none. The more advanced photographers eagerly shared their knowledge and experience with me and others throughout the day. They were a joy to be with, not only for their friendship, but from an educational standpoint as well.

I encourage you to participate in an LPS field trip and experience a fun-filled day of friendship and learning.

Thanks to all,
Darrel LeBlanc



Ramblin' Oldies of Denham Springs Car Show

A group of 11 club members led by Ken Wilson, the field trip guy, gathered at the Holiday Inn South on Saturday morning to enjoy the sights and sounds of these new, old cars. We had great weather, a very good learning lunch and a wonderful time walking around and, in some cases, laying around to get unique perspectives on these immaculate vehicles.





COUNTRY ROADS

FROM NATCHEZ TO NEW ORLEANS

Relics: 2015 Photo Project



In our ongoing effort to catalog every cultural nook and cranny in the region, we turn our gaze (and lens) to the forgotten, faded things. That crumbling bridge spanning out to nowhere. That echoing building with its occupants long gone. The theme is "Relics," and we're opening the door to your photo submissions.

Each month in 2015, we will profile a different photograph on the back page of *Country Roads*, accompanied by an interview with the adventurous photographer. Are you up to snuff?

Here's how to enter:

Send your submissions to photos@countryroadsmag.com with the subject line "Relics: 2015 Photo Project." Include a short description of the photo (including a title for the photo, location, and history if you can provide it).

All photographs should be at least **300dpi** and larger than **4.5 inches**. Photographers may submit up to four photos at once. We will be accepting submissions all year.



Congratulations, Sheldon Anderson, on being selected for the February issue!

LPS OFFICERS

President:

David Arbour
president@laphotosociety.com

Vice President:

Linda Medine
vicepresident@laphotosociety.com

Past President:

Gene Bachman
pastpresident@laphotosociety.com

Secretary:

Cathy Smart
secretary@laphotosociety.com

Treasurer:

Janet Gelpi
treasurer@laphotosociety.com

Louisiana Photographic Society is a member of the Gulf States Camera Club Council.

The GSCCC Newsletter is available at:

<http://www.gulfstatesccc.org/html/newsletters.html>



<http://www.gulfstatesccc.org/>

Find us on Facebook



Membership Drive

While we are always eager to welcome new members our Membership drive continues. Please remember to pay your dues and to invite your friends and colleagues to our meeting and encourage them to join us this year. To continue to be eligible for competitions and receive the newsletter, you must be current on your dues. The membership form is at the end of the newsletter.

LPS COORDINATORS

Digital Projection:

Gene Bachman
dpcontestcoordinator@laphotosociety.com

Education:

Debra Canatella
educationcoordinator@laphotosociety.com

Equipment:

Mike Capone
equipmentcoordinator@laphotosociety.com

Exhibits:

Kathy Reeves
exhibitcoordinator@laphotosociety.com

Facebook:

Stephanie Ross
facebookcoordinator@laphotosociety.com

Field Trips:

Ken Wilson
fieldtripcoordinator@laphotosociety.com

Greeter/Name Tags:

Stephanie Ross
facebookcoordinator@laphotosociety.com

GSCCC Representatives:

Gene Bachman - Digital
Chandan Sharma - Prints
GSCCCcoordinator@laphotosociety.com

Library:

Pat Riddick
librarycoordinator@laphotosociety.com

Monthly Competition:

Tommy Graner
monthlycompetitioncoordinator@laphotosociety.com

Newsletter:

Renee Pierce
newslettereditor@laphotosociety.com

Programs:

Pam Kaster
programscoordinator@laphotosociety.com

PSA Competition:

Cindy Hunt
psaentry@laphotosociety.com

Publicity:

Mark Claesgens
publicitycoordinator@laphotosociety.com

Refreshment:

Dennis Stevens

Website:

Theresa Mullins Low
websitecoordinator@laphotosociety.com

Competition Review Chair:

Gene Bachman
pastpresident@laphotosociety.com



<http://www.psa-photo.org/>

The LPS website has a quick checklist for preparation of images for digital projection competitions. The new checklist can be found on the Monthly Competition page of the website, or by using this [link](#).

LPS Members are encouraged to submit photographs and articles for inclusion in FOCUS, the Louisiana Photographic Society Newsletter. Items received up to 3 days before the end of the month will be **included in the following month's newsletter**.

Send your submissions to:

newslettereditor@laphotosociety.com

Please be sure to read the sizing

guidelines before submitting.



MEMBER OF PHOTOGRAPHIC SOCIETY OF AMERICA
AND GULF STATES CAMERA CLUB COUNCIL

Membership Form

Mail completed form and dues to:

Louisiana Photographic Society
P.O. Box 83834 ,Baton Rouge, LA 70884-3834

www.laphotosociety.com

WELCOME TO LOUISIANA PHOTOGRAPHIC SOCIETY

LPS communicates to members through website, e-mail, and monthly meetings. All members are encouraged to visit the LPS website at www.laphotosociety.com for the latest on club news and events. The monthly newsletter "FOCUS" is available on the website on the first day of each month. Please provide an e-mail address below to receive club updates. If you do not receive e-mail communications after 30 days, notify LPS at treasurer@laphotosociety.com.

Select one: ☐ **Membership Renewal** ☐ **New Member** – If you are a New Member, how did you learn about LPS:
☐ Current Member ☐ LPS Website ☐ Newspaper/Magazine ☐ Social Network ☐ Other _____

Select one: ☐ **Individual Membership \$25.00/year** ☐ **Student Membership \$5.00/year–Must be a current student**

Name _____ Date _____

Address _____ City _____ State _____ Zip _____

Home Phone (_____) _____ Cell Phone (_____) _____

E-mail Address _____

☐ **Additional Family Member \$5.00/year–ONLY available with the Individual Membership, not Student Membership**

Name _____ Date _____

Mailing Address _____ City _____ State _____ Zip _____

Home Phone (_____) _____ Cell Phone (_____) _____

E-mail Address _____

SPECIFY FOCUS OF PHOTOGRAPHY:

SPECIFY AREA OF LEARNING INTEREST:

SPECIFY AREA OF INTEREST IN CLUB PARTICIPATION:

- ☐ **Competition** (set up, tally votes, present ribbons)
- ☐ **Education** (plan/teach, set up workshops and seminars)
- ☐ **Equipment** (store, transport, set up for LPS functions)
- ☐ **Exhibits** (explore locations, set up/take down exhibits)
- ☐ **Field Trips** (plan and arrange to photograph at various sites)
- ☐ **Gulf States Camera Club Council** (GSCCC liaison, collect and submit entries for GSCCC competition)
- ☐ **Library** (display and maintain materials, check-in/out)

- ☐ **Programs** (plan speakers, make arrangements for speakers at monthly meetings)
- ☐ **Projection** (set up and operate equipment for digital projection competition)
- ☐ **Publicity** (publicize programs, meetings, events)
- ☐ **Refreshments** (plan and set up refreshments)

YOUR PARTICIPATION IS GREATLY APPRECIATED!