

LOUISIANA



Photographic Society

Focus

Shooting Water Drops—
How did he do that?

Pg. 32

Lind Michel

SEPTEMBER EVENTS


September 3, 2015
Lagniappe Class
7:00 pm
Garden Center

September 17, 2015
Monthly Meeting
7:00 pm
Goodwood Library

September 26
FREE World Class Lecture
from 2:00 am to 5:00 pm Louisiana
Arts and Science Museum

Gallery Exhibition/Contest
6:00 pm to 8:00 pm
Fire House Gallery
Baton Rouge Arts Council

September 27
Master Class w/ Parish Kohanim
9:00 am to 5:00 pm
Turner Gallery at LSU Museum of Art



Cover photo: Lind Michel

Louisiana Photographic Society
meets on the third Thursday
of each month at the
Goodwood Library
7711 Goodwood Blvd
Baton Rouge, LA 70806

Guests are always welcome!

Membership dues are \$25/year
Each additional family member \$5/year

PO Box 83834

Baton Rouge, LA 70884

www.laphotosociety.com



President's Message

Time is going by so fast! LPS has four more months and this year will be over. We have achieved much this year. My goal for this year was education, and I feel like we have met that goal.

We still have a few more things to achieve, and one of those is to make "Clicking the Light Fantastic" a total success. We are a third of the way there with the competition completed with a good profit for the membership. With your continuous help passing the word to your family and friends about the September 26th talk by Parish Kohanim and the September 27th all day workshop, we can make this another LPS success story. The link for more details and registration is <http://laphotosociety.com>.

The Executive Board is proposing a few changes in the LPS constitution and bylaws. The membership will need to vote on these changes at the September 17, 2015 monthly meeting. An email from Louisianaphotographicsociety.com went out to all LPS paid members on Sunday, August 23, 2015 in the weekly reminders section. The text in red letters is what the board would like to change and the blue letters is the rationale.

I know you can agree that LPS has a first class newsletter and website. Renee Pierce is the author/editor of both of these communication vehicles for LPS membership. Photographic Society of America, International, in its annual competition, awarded our Website and Newsletter Third Place in the large club division. There were 95 participants in the newsletter competition. Congratulations to Renee for a job well done. Continue to send in images and articles.

October 15, 2015 is going to be "Member get a Member" meeting. This is when you bring a potential new LPS member. LPS will have extra food and door prizes to give away. Steve Uffman will be the speaker that night. It will be a fun night. Start now by asking family and friends to come to this meeting.

Take advantage of our on line image gallery. Show LPS membership your latest work. I love to see what fellow photographers have been doing. We all have something to show, and we can learn from each other. Every photographer sees an image a little differently. Please share your creations with the membership. The link for the member gallery is http://laphotosociety.com/?page_id=546. Check it out.

"The single most important component of a camera is the twelve inches behind it".
[Ansel Adams](#)



Linda Medine

September Opportunities

September 5,12, 19th

Musket Demonstrations

Port Hudson

<http://www.crt.state.la.us/parks/ipthudson.aspx>

Friday, September 18th

8:00 pm downtown

Escape from Baton Rouge post apocalyptic 5K run

<http://www.escapefromrun.com/>

September 25th and 26th

Ascension Hot Air Balloon Festival

<http://www.ascensionballooning.com>

LSU Rural Life Museum Harvest Days

September 27th

8:00am until 5:00pm

Regular admission charged.

September 28th

8am-5pm

American Eagle Riverboat

Baton Rouge City Dock, South River Road



In This Issue

President's Message	2
Speaker Info	4
Education	6
Field Trips	8
Town Favorites	9
Competition Schedule	10
Competition Winners	11
Water Drops	32
PSA Competition	34
Exhibits	36

Copyright

© Louisiana Photographic Society, 2015. Unauthorized use and/or duplication of this material or images/ photographs without express and written permission from author and/ or owner is strictly prohibited. Excerpts and links may be used, provided that full and clear credit is given to the photographer and Louisiana Photographic Society with appropriate and specific direction to the original content.

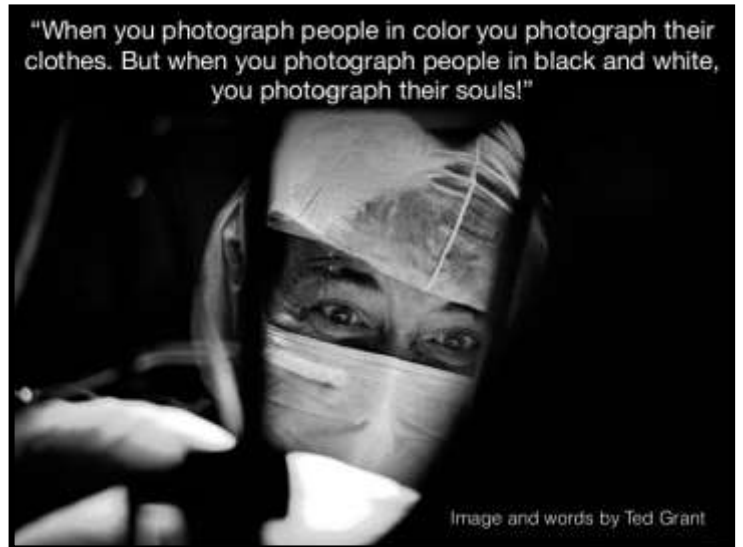
Speaker Info

September 17th Meeting Butch Spielman




Butch has been a hunter and fisherman all his life. But, after retirement he became interested in photography and turned to a different type of outdoor activity. A self taught photographer and a continuous learner, he now shoots with his camera to photograph birds, wildflowers and nature. Over time he

has discovered that, instead of his knowledge of nature guiding his photography; photography has, in fact, expanded his knowledge of nature. He is a member of LPS and PSA. He was awarded Best in Show in both the Brush with Burden and the 50th Year Anniversary Louisiana Wildlife Federation competitions.



"When you photograph people in color you photograph their clothes. But when you photograph people in black and white, you photograph their souls!"

Image and words by Ted Grant



"The camera is an instrument that teaches people how to see without a camera."

Image and words by Dorothea Lange

Thank You

Dear Friends,

We can't thank you enough for the outpouring of your love and concern as well as many prayers the LPS showed during Tommy's journey. It was heartwarming to see so many of you at his wake and funeral and to hear all the kind words you offered about Tommy. You know how much he loved this group and was close to many of you. We truly appreciate each act of kindness you did.

Please convey my thanks to all who brought food as I am not sure who did what. I know many people offered to bring food to our house but we were well taken care of so I hope no one was offended. Some of you brought food to the reception following the funeral and it was much needed as well as appreciated.

Thank you in advance for the tribute you're planning at your meeting in August for Tommy. Some of our family and several friends want to attend. Tommy would be touched, as are we, with you doing this. He enjoyed his time with you and was looking forward to the July meeting.

Much love,
Lynne Graner

Clicking The Light Fantastic

September 26th and 27th, 2015

FREE World Class Lecture Saturday, September 26
from 2:00 am to 5:00 pm Louisiana Arts and Science Museum

Gallery Exhibition/Contest Saturday, September 26
from 6:00 pm to 8:00 pm, Fire House Gallery, Baton Rouge Arts Council

Master Class, Sunday, September 27
from 9:00 am to 5:00 pm
Turner Gallery at LSU Museum of Art
Questions? Call 404-892-0099 and speak directly with the Kohanim

Full details on the [website](#)

Free Lecture with Q&A

Louisiana Photographic Society is proud to present this multi-partner event featuring Mr. Parish Kohanim, one of Canon's "Explorers of Light" (www.parishkohanim.com). Parish will be giving a free, open to the public lecture on creativity - How photography equates to all the arts and evolves to creativity. [Register Here](#)

Master Class/Workshop



The Master Class workshop's emphasis will be on "Natural Lighting" using a minimal amount of equipment. For those who don't have their own studio and expensive strobes and lights, THIS IS FOR YOU! In this unique workshop, Parish will teach you new ways of getting the best shots with simplified professional techniques that will elevate the level of your photography. Parish will demonstrate new approaches in working with models/subjects, how to be comfortable directing your subject while getting the most natural poses, using "Natural Lighting". This workshop will benefit professionals, hobbyists and beginners.

- How to use natural light to your best advantage
- Direct Models/subjects to get the most natural and impactful images
- Using Fill-Lights in conjunction with natural light
- Create dramatic Low-key and Hi-key Lighting effects
- Proper Exposure Techniques
- Studio Lights and set-up
- Take Control of Your Camera – Leave intimidation behind and SHOOT!

Early registration through **September 12, 2015** is \$125.00. After **September 12, 2015** the cost is \$145.00. There is a limit of 30 participants for this class. [REGISTER ONLINE](#) now.

[ViewBug](#)

[LSU Museum of Art](#)



[Arts Council of Greater Baton Rouge](#)

[LASM](#)

[Zea's](#)

[Baton Rouge Gallery](#)

Education/Lagniappe

THE
EXPOSURE
TRIANGLE

EXTREME BASICS:

HOW TO TAKE CONTROL OF YOUR CAMERA

STUCK ON AUTO?


Learn how to **MAKE** photographs, not just take them!

~Instructors Bridget Mayo and Gail Dixon will help you master your camera in manual mode allowing **YOU** to bring your creative vision to life.~


Perfect for beginning DSLR shooters!

November 7, 2015 – 8am-12 noon
Main Library, Goodwood Blvd, Large Conference Room
Class will consist of lecture with hands on practice in the gardens
Bring your camera (DSLR), operating manual, batteries, and questions!

Presented by:



LOUISIANA
Photographic Society





Lagniappe Class

Thursday, September 3rd

7-9 pm at the Garden Center

LPS member Gordon Buck will discuss "Photographic Clichés" and present examples from his own work. Gordon was born in Alabama and raised in Mississippi but has lived the past 41 years in or near Baton Rouge. He is strictly an amateur photographer. His interest in photography goes back to 1970 when he worked at an Eastman Kodak chemical plant. The company sponsored a very complete camera club including a studio and three dark-rooms. Gordon began the switch from film to digital in the late '90s. Having held several offices in LPS and twice selected as photographer of the year, he is now a retired mechanical engineer and hoping to spend more time in stills and video photography.





Remember to read through the proposed changes to the constitution and bylaws before the September meeting. They were emailed to all members in the weekly update you receive on Sundays. If you did not get an email or need another copy, please email vicepresident@laphotosociety.com.

The proposed changes are in the red text and the explanation as to why the change is recommended is in blue.



Field Trips

We are also asking that you register to attend the trips. (There is a link on the website.) **Registration is NOT mandatory but is PREFERRED.** It will help us better plan to have enough seasoned photographers on hand to help and allow us to notify you should there be a change to the event. Thank you for your cooperation.

Save the Dates:

September 27, 2015: LSU Rural Life Harvest Days
November 1, 2015: NOLA Cemeteries, All-Saints Day
December 24, 2015: Bonfires on the Levee, Paulina, LA

Lines, textures, color, and depth of field make an impact on our images! With Labor Day approaching it is appropriate to honor our valued workers. Three images which contain these elements of composition are shown to symbolize America and its Labor Day. Workers are constantly faced with new challenges and learning experiences while striving to provide the very best for their families. Without our workers the digital age of photography would not exist. Would photography even exist?



While photographing one should be mindful of the elements in our surroundings and utilize them to make an impact in our images. Lines, textures, color, and depth of field are just a few of the many elements of composition. Others may include pattern, symmetry, perspective, framing, space, and balance. The American flag, cotton, and our historical buildings all tell a story about America; the flag contains lines and color while the cotton shows texture and depth of field, and the historical building

contains lines and textures. Photographing cotton has always been a fascination for me because it has such an impact on my ancestors.



Cotton either as a single plant or a field of cotton can be difficult to capture and have impact. I chose to use a macro lens to capture the image of cotton because I like to portray details that one might not notice with the eye. Macro photography allows one to show these details. Today's compact cameras likely have a macro setting. Digital single lens reflex (DSLR) camera's use a dedicated macro lens allowing for more control of exposure. Keep in mind that macro photography produces

a shallow depth of field where a small portion of the image will be in complete focus depending on how close you are to the subject. Use your tripod. Position the lens as horizontal as possible to the subject to increase the area that will be in focus. Choose a minimum aperture which is the large number, i.e. f/32, which also increases the area in focus. If you are shooting plants or flowers, keep your shutter speed fast near 1/200 second to compensate for their movement. Also increase your ISO when necessary for greater exposure. A morning shoot is preferred because usually there is less wind and as a result less movement of the plants which allows for greater sharpness.

Find a cotton field and capture your favorite image! My images were taken on a working cotton plantation in Louisiana. Because of Louisiana's climate it is one of few states known to be in the cotton belt where cotton may grow plentiful.



Our next LPS meeting is being held September 17, 2015 at 7:00 PM, and is held every third Thursday of each month. The meeting is held at the Goodwood Library, 1st Floor, large conference room. For more information visit our website at: [Louisiana Photographic Society](http://LouisianaPhotographicSociety.com) The scheduled guest speaker is Butch Spielman, a nature photographer with award winning images.

LPS presents Clicking the Light Fantastic **September 26th and 27th, 2015** [FREE World Class Lecture.](#)

2015 Competition Schedule

SEPT	Print	9/17	No Theme
OCT	Projection	10/15	ZOO/Captive Animals
NOV	Print	11/19	No Theme

To participate in exhibits and monthly competitions, you must be a member of LPS in good standing; your dues must be paid.

All prints must be mounted (matting is an option) such that they are self-supporting for vertical display.

Frames are not allowed.

All photos shall be 5" X 7" or larger and not to exceed 24" in width. These are the outside dimensions and shall include the matting.

Reminder

Since this month is a print competition, if you receive a ribbon, you will need to submit a digital image for the newsletter and the image gallery on the website. Images should be emailed to monthlycompetitioncoordinator@laphotosociety.com and be sized according to the new guidelines. Complete instructions are available on the left side of the website under Quick Links.

Competition Categories

Level A

(advanced)

Color and Black and White

Level B

(Beginner)

Color and Black and white



Butterfly Takeoff
Kathy Reeves
1st Place



Light Chasing the Storm Away

Cris Garcia

2nd Place



Country Roads
Robin Stevens
3rd Place



Here's Looking at You
Linda Medine
1st Honorable Mention



Morning Stretch
Cathy Smart
2nd Honorable Mention



Egret Reflection
Kathy Reeves
1st Place



We All Have a Story to Tell
Linda Medine
2nd Place



Piety Warf, New Orleans
Cathy Smart
3rd Place



Porch Shadows, St Tammany, La
D Maginnis
1st Honorable Mention



Peaceful Sailing
Jackie Wilson
1st Place



Mama Cheetah
Jane Patterson
2nd Place



Wings Retracted
Lind Michel
3rd Place



Ellis Island
Janet Gelpi
1st Honorable Mention



Yellow Summer
Darrel LeBlanc
2nd Honorable Mention



Evergreen Love
Moinul Mahdi
3rd Honorable Mention



Cedar Cathedral
Jane Patterson
1st Place



Open Range Beauty
Nancy Clark
2nd Place



Peace
Mike Pittman
3rd Place



Colorblind Blooms
Nancy Clark
1st Honorable Mention



Zombies Downtown
Kitty Kuhnert
2nd Honorable Mention




In addition to the interclub competitions you, as an individual member of PSA, can enter contests. Some are digital and some are print. Categories include [Individual Creative](#), [Individual Portrait](#), [Photo Essay](#), [Nature](#), [Photojournalism](#), [Photo Travel](#), and [Pictorial Print](#). By visiting the links provided you will find all the guidelines and deadlines for submitting as well as galleries of previous winners. We as a club are limited to 6 images every other month but you as an individual member may submit on your own. I encourage you to consider [joining PSA](#).

Here is a partial list of the member benefits you receive for only \$45.00 a year:

- *PSA Journal* full-color monthly magazine (mailed & online) and annual *Who's Who in Photography* publication
- Opportunity to submit articles for potential publication in the *PSA Journal*
 - Access to My PSA free web site services (e.g., Image Evaluation, Mentors, Consultants, resource links, up-to-date product and book reviews)
- Free online Individualized Photography Course, Advanced Photography Course, and Image Analysis Course
- **Free Study Groups:** online for digital images and via mail for prints
- Free services (e.g., Species Identification Service, Photo Travel Planning Service, Digital Product Information)
- Listing in and access to online Membership List following login
- Publication of photos on the PSA web site (e.g., a photo in the New Member Gallery on joining, in the Show Your Stuff Gallery on renewing for year two, and in ROPA Galleries following receipt of a PSA Distinction)
- Creation of a **personal photo gallery** on the PSA web site for posting up to twenty (20) images and a biography
- Use of PSA logo on personal web site and business card
- **Competitions** for specific topics/themes (e.g., Creative, Portrait) or format (e.g., 3D, digital essays, story boards, B&W prints)
- Reduced fee for PSA Adventures (e.g., Humanitarian trip to Cuba, cruises)

Discounts on photography-related products and services



Digital membership - (Adult or Youth)	Includes online and mobile access to PSA Journal (NO printed PSA Journal by mail)
Digital Membership - Adult	\$45
Standard Membership - (Adult or Youth)	Includes printed copy of PSA Journal by mail AND complimentary access to online and mobile PSA Journal
Adult Membership	\$60

Member Submissions

Shooting Water Drops

By Lind Michel

So several people asked about how I shot the water drops for the July club competition. While this does require a little extra equipment other than just a camera, it's not a huge investment and the shots required minimal Photoshop experience (keeping in mind that I only first saw Lightroom/Photoshop in January). The main components that you will need, outside of your camera, is a remote shutter release and an off camera flash/trigger. I shoot Nikon cameras. Since my photographic interest so far leans towards landscape or long exposure (where generally a flash isn't required), I could only justify spending for a non-Nikon flash. While there are several out there, I choose a Neewer NW565N flash from Amazon. I paid about \$75 for this flash plus it came with a 2.4GHz remote wireless trigger.

Now to my setup. I started with a black cloth draped over a box for a background. I used a black paint roller tray as my catch basin that I shot into. Directly behind the catch basin, I stood up a box with a piece of white paper taped to it. This was to bounce the flash against to reflect back into the falling drops. You can see from the setup picture that I had the off camera flash to the left of the camera pointing at the white paper background. For the actual



water drops, I used a Ziplock bag hanging from a microphone stand. I poked a small hole in the corner of the bag. This somewhat regulated the flow of the drops, however would occasionally produce random drop frequency. The primary purpose of hanging this bag over the catch basin was to ensure that water drops would hit the catch basin in roughly the same location. This is critical for focusing. Once I knew about where the drops would land, I

put a pen tip near the water level in the basin, focused on that point, then locked the camera in manual focus mode.


For these shots, I used a Tamron 70-300mm lens that has a built in macro function. I found that this lens gave me better results than my 18-140mm did. All of these shots were shot at 185mm, ISO200, f/8.0, and shutter speed of 1/200sec. The max sync speed for a remote flash is 1/250sec, so I backed it down just a little from there. It also should be noted that for these types of

flash shots, TTL shouldn't be used. The flash was set to Manual mode & from here, I had to play with the flash power settings. I ended up at around 1/64 power for most of these shots, however I did find that I had to increase the power when I put darker lighting gels in front of the flash (more on that in a minute).

From here, it's pretty much timing. I had my camera set on continuous mode. As the drops would fall, I would fire off 3-4 shots. I should

also note that even at 1/200sec shutter speed, the flash doesn't charge that fast so possibly only 1-2 shots out of 4 might actually set the flash off (don't know if I could have afforded to try this in the film days!). I played around with putting different color lighting gels in front of the flash. The attached red image was a gel placed completely in front of the flash. As for the submitted image. I held the red gel at approximately a 45 degree angle to the flash so that I got some red, but not to overpower the image. You can also get a really neat blue effect by changing your White Balance mode to Tungsten (I shot these all in Raw so I could adjust this in Lightroom if needed).

I've attached both the edited image & straight out of the camera image. As for editing, I did slight exposure changes and cropping in Lightroom. In Photoshop, I darkened the background a little as well as removed some of the reflections at the bottom of the splash that I found distracting. I also ran it through a Topaz Labs Adjust preset to enhance some of the details.



Submitted



Submitted— Straight out of camera



Focus





PSA COMPETITION

PHOTOGRAPHIC SOCIETY OF AMERICA
PROJECTED IMAGE DIVISION
PID INTERCLUB - GROUP D



Images are due **October 5th for the first round of competition**

[View 2014-15 Club Standings and Gallery of Winning Images](#)

2015-16 Competition Dates

- Round 1 - November 2015
- Round 2 - January 2016
- Round 3 - March 2016
- Round 4 - May 2016

Entry Deadline

LPS members in good standing may submit entries by the 5th of the month prior to each round; it is requested that members submit no more than 3 images per round

Category

Projected Image Division

General Category (open to all digital images, including color, B&W, and manipulations)

Image Requirements

Format: JPEG only

Color Space: sRGB recommended

Image Size: HORIZONTAL - MAX 1024 WIDE; VERTICAL - MAX 768 TALL

File Name: Title of Image

Submit Entries

Email to: psaentry@laphotosociety.com

Subject Line: PSA Competition

Body of Email: Title of Image - Your Name

Attach image

Questions

If you have any questions or need assistance in preparing images, contact the PSA Rep at psaentry@laphotosociety.com

GSCCC

REQUIREMENTS FOR SUBMISSION OF GSCCC COMPETITION PRINTS

Pictorial Color, Black & White, and Nature Prints:

- ☑ maximum print size 16x20
- ☑ can be mounted or un-mounted, mounting board should be no larger than 20x24
- ☑ no minimum print size

You are welcome to submit the maximum size, but it is not necessary or recommended, as most LPS members submit prints sizes in the range of 11x14 or 8x10.

Photojournalism Prints:

- ☑ print sizes are 8x10 or 8x12
- ☑ mounted or un-mounted.

The print sizes were changed in order to encourage more participation in this category.

All prints submitted for GSCCC competition must be marked on the back with the following: title of print, maker's name, LPS, and the category. Review the rules at www.gulfstatesccc.org to ensure that your print meets the eligibility requirements for the category of entry. Prints may be either commercially or self-printed. Clear sleeve for protection is optional, but recommended.

Photojournalism Prints (size restricted to 8x10 or max 8x12)

Digital : Photojournalism

Digital Pictorial (can be color or B&W)

Prints : Pictorial: Color, B&W and Nature

Please write your name, title, what category the photograph belongs in and phone number/email for me to contact you.

Please feel free to contact me if you have any questions.

Looking forward to receiving your entries.

Chandan Sharma
GSCCC Print Coordinator

2015 Exhibit Schedule

You must be a current, dues paid member in order to exhibit

Questions? Exhibit Coordinator

Kathy Reeves exhibitcoordinator@laphotosociety.com

Current Exhibit

Goodwood Library through October 31

Tablescapes

Baton Rouge Garden Club @ Garden Center

Drop off week of December 14, 2015

Show: Saturday and Sunday February 20th and 21st, 2016

Details TBA

Exhibits 2016

Arts Council of Livingston Parish

January 2016

This will include a seminar and reception

LPS Member Gallery on Club Website

We currently have 2 image galleries, a members gallery and a field trip gallery.

Preparing Photos for Submission

- ♦ Crop/resize your photos to 640 pixels X 480 pixels
 - ♦ Resize your image to a maximum of either 640 pixels WIDE and/or 480 pixels HIGH. Width or height may be LESS, but not more than these maximums. Be aware that images with a vertical orientation must still not exceed 480 pixels high, and thus your horizontal will be much less than 640 pixels wide.
- ♦ Save them as JPEG format using medium or high compression.
- ♦ Shoot for 1MB to 2 MB file size.
- ♦ Title your photos as Your Name – Photo Title and save as JPEG. For example your saved file name should look like as shown below: **John Cooper – Sunflower.jpg**. ***This is the information that will show up on the bottom of the image in the slideshow***

How to Submit Your Photos

- ♦ Email **up to** ten photos each month to vicepresident@laphotosociety.com
- ♦ Specify either **Members Gallery** or **Field Trip Gallery** in the subject line.

These are the same sizing guidelines for submitting digital images for the monthly club competition winners gallery and GSCCC and PSA galleries.



Awards and Ribbons:

The Art Show in the Orangerie

First Place* – \$400

Second Place* – \$300

Third Place* – \$200

Honorable Mention* – \$150

Four Merit Awards

The Photography Show in the Conference Center

First Place* – \$400

Second Place* – \$300

Third Place* – \$200

Honorable Mention* – \$150

Four Merit Awards

*All award-winning works will be displayed following the show at the Shaw Center for the Arts.

Eligibility

This show is open to all U.S. residents 17 years of age and older and to all art media except video and film. Works must be original, must have been produced in the past three years and must never have been exhibited in Brush With Burden. All artwork must be priced and available for sale. Please consider your framing expenses when pricing your piece.

Submission

The 2016 Brush with Burden Art Show and Sale's entry process will be conducted using CaFÉ™ (CallforEntry.org™), a Web-based service that allows artists to submit images and entry fees online.

- Log on to callforentry.org to set up your artist profile.
- Select "Brush With Burden 2016 Art Exhibition."
- Upload images. (These must first be added to your portfolio).

Entries

- A maximum of six entries will be accepted from any artist.
- File format: JPEG only.
- File dimensions: No smaller than 1920 pixels on the longest side.
- File resolution: 72 ppi/dpi (standard Web resolution).
- File size: 5 megabytes maximum.
- Uploaded image should show artwork or photograph only. No framing should be visible.

Works to be in the exhibition will be selected based on the digital images submitted. Only one digital image should be submitted for each piece.

Fees

A nonrefundable fee of \$20 for one entry and \$15 for each additional entry (up to six entries) should be submitted. Fees can be paid online or can be mailed to: LSU AgCenter Botanic Gardens, Attn: Pamela Rupert, 4560 Essen Lane, Baton Rouge, LA 70809. Make checks payable to BHS, with "Brush With Burden entry fee" in memo line. All checks must be postmarked by Jan. 20, 2016. (Registration is not complete until fee is received.)

http://www.lsuagcenter.com/en/our_offices/research_stations/Burden/News/BrushwithBurden.htm

COUNTRY ROADS.

FROM NATCHEZ TO NEW ORLEANS

Relics: 2015 Photo Project



In our ongoing effort to catalog every cultural nook and cranny in the region, we turn our gaze (and lens) to the forgotten, faded things. That crumbling bridge spanning out to nowhere. That echoing building with its occupants long gone. The theme is "Relics," and we're opening the door to your photo submissions.

Each month in 2015, we will profile a different photograph on the back page of *Country Roads*, accompanied by an interview with the adventurous photographer. Are you up to snuff?

Here's how to enter:

Send your submissions to photos@countryroadsmag.com with the subject line "Relics: 2015 Photo Project." Include a short description of the photo (including a title for the photo, location, and history if you can provide it).

All photographs should be at least **300dpi** and larger than **4.5 inches**. Photographers may submit up to four photos at once. We will be accepting submissions all year.



LPS OFFICERS

President:

Linda Medine
president@laphotosociety.com

Vice President:

Theresa Low
vicepresident@laphotosociety.com

Past President:

David Arbour
pastpresident@laphotosociety.com

Secretary:

Cathy Smart
secretary@laphotosociety.com

Treasurer:

Janet Gelpi
treasurer@laphotosociety.com

Louisiana Photographic Society is a member of the Gulf States Camera Club Council.

The GSCCC Newsletter is available at:

<http://www.gulfstatesccc.org/html/newsletters.html>



<http://www.gulfstatesccc.org/>

Find us on Facebook



Membership Drive

While we are always eager to welcome new members our Membership drive continues. Please remember to pay your dues and to invite your friends and colleagues to our meeting and encourage them to join us this year. **To continue to be eligible for competitions and receive the newsletter, you must be current on your dues.** The membership form is at the end of the newsletter.

LPS COORDINATORS

Digital Projection:

Gene Bachman
dpcontestcoordinator@laphotosociety.com

Education:

Debra Canatella
educationcoordinator@laphotosociety.com

Equipment:

Mike Capone, Mark Canatella
equipmentcoordinator@laphotosociety.com

Exhibits:

Kathy Reeves
exhibitcoordinator@laphotosociety.com

Facebook:

Stephanie Ross
facebookcoordinator@laphotosociety.com

Field Trips:

fieldtripcoordinator@laphotosociety.com

Greeter/Name Tags:

Stephanie Ross, Jan Ross
facebookcoordinator@laphotosociety.com

GSCCC Representatives:

Gene Bachman - Digital
 Chandan Sharma - Prints
GSCCCcoordinator@laphotosociety.com

Library:

Pat Riddick
librarycoordinator@laphotosociety.com

Monthly Competition:

Darrel LeBlanc
monthlycompetitioncoordinator@laphotosociety.com

Newsletter:

Renee Pierce
newslettereditor@laphotosociety.com

Programs:

Pam Kaster
programscoordinator@laphotosociety.com

PSA Competition:

Cindy Hunt
psaentry@laphotosociety.com

Publicity:

Mark Claesgens
publicitycoordinator@laphotosociety.com

Refreshment:

Dennis Stevens

Website:

Theresa Mullins Low
websitecoordinator@laphotosociety.com

Competition Review Chair:

Gene Bachman
pastpresident@laphotosociety.com

The LPS website has a quick checklist for preparation of images for digital projection competitions. The new checklist can be found on the Monthly Competition page of the website, or by using this [link](#).



<http://www.psa-photo.org/>

LPS Members are encouraged to submit photographs and articles for inclusion in FOCUS, the Louisiana Photographic Society Newsletter. Items received up to 3 days before the end of the month will be included in the following **month's newsletter**.

Send your submissions to:

newslettereditor@laphotosociety.com



MEMBER OF PHOTOGRAPHIC SOCIETY OF AMERICA
AND GULF STATES CAMERA CLUB COUNCIL

Membership Form

Mail completed form and dues to:

Louisiana Photographic Society
P.O. Box 83834 ,Baton Rouge, LA 70884-3834

www.laphotosociety.com

WELCOME TO LOUISIANA PHOTOGRAPHIC SOCIETY

LPS communicates to members through website, e-mail, and monthly meetings. All members are encouraged to visit the LPS website at www.laphotosociety.com for the latest on club news and events. The monthly newsletter "FOCUS" is available on the website on the first day of each month. Please provide an e-mail address below to receive club updates. If you do not receive e-mail communications after 30 days, notify LPS at treasurer@laphotosociety.com.

Select one: ☐ **Membership Renewal** ☐ **New Member** – If you are a New Member, how did you learn about LPS:

☐ Current Member ☐ LPS Website ☐ Newspaper/Magazine ☐ Social Network ☐ Other _____

Select one: ☐ **Individual Membership \$25.00/year** ☐ **Student Membership \$5.00/year–Must be a current student**

Name _____ Date _____

Address _____ City _____ State _____ Zip _____

Home Phone (_____) _____ Cell Phone (_____) _____

E-mail Address _____

☐ **Additional Family Member \$5.00/year–ONLY available with the Individual Membership, not Student Membership**

Name _____ Date _____

Mailing Address _____ City _____ State _____ Zip _____

Home Phone (_____) _____ Cell Phone (_____) _____

E-mail Address _____

SPECIFY FOCUS OF PHOTOGRAPHY:

SPECIFY AREA OF LEARNING INTEREST:

SPECIFY AREA OF INTEREST IN CLUB PARTICIPATION:

- ☐ **Competition** (set up, tally votes, present ribbons)
- ☐ **Education** (plan/teach, set up workshops and seminars)
- ☐ **Equipment** (store, transport, set up for LPS functions)
- ☐ **Exhibits** (explore locations, set up/take down exhibits)
- ☐ **Field Trips** (plan and arrange to photograph at various sites)
- ☐ **Gulf States Camera Club Council** (GSCCC liaison, collect and submit entries for GSCCC competition)
- ☐ **Library** (display and maintain materials, check-in/out)

- ☐ **Programs** (plan speakers, make arrangements for speakers at monthly meetings)
- ☐ **Projection** (set up and operate equipment for digital projection competition)
- ☐ **Publicity** (publicize programs, meetings, events)
- ☐ **Refreshments** (plan and set up refreshments)

YOUR PARTICIPATION IS GREATLY APPRECIATED!