

October 2015

Volume 32 • Issue 10

LOUISIANA



Photographic Society

Focus


Flying with the Blue Angels
Page 27

OCTOBER EVENTS

October 1, 2015
Lagniappe Class
7:00 pm
Garden Center

October 5, 2015
PSA Images Due
See page 4

October 15, 2015
Monthly Meeting
7:00 pm
Goodwood Library



Cover photo: Linda Medine ^{Sub-}

Louisiana Photographic Society
meets on the third Thursday
of each month at the
Goodwood Library
7711 Goodwood Blvd
Baton Rouge, LA 70806

Guests are always welcome!

Membership dues are \$25/year
Each additional family member \$5/year

PO Box 83834
Baton Rouge, LA 70884
www.laphotosociety.com



President's Message

I want to say that the LPS sponsored "Clicking the Light Fantastic" was a total success. Thanks to Rick LeCompte for taking the 'bull by the horns' and running with this project. It was so much more than I ever expected. Thanks for all the support he received from many LPS members. Also, thanks to everyone that was able to attend this outstanding weekend events. I hope you got as much out of this educational weekend as I did.



LPS has lots to do before the end of the year. I hope you are able to join us. It has been a fun and very productive year. Thanks to all the LPS volunteers and all the membership support.

Don't miss the October meeting. Member's get a Member, October 15. Steve Uffman will be the Speaker and we will have door prizes and good food. You can bring a guest and hopefully they will become an LPS member.

If you are a beginner photographer please sign up for the class that is being taught by Bridget Mayo and Gail Dixon. Look at the newsletter for more details. Space is limited.

Don't forget, the first Thursday in October is the Lagniappe Class. This month will be taught by Renee Pierce and the topic will be Street Photography.

If you as a LPS member have any suggestions for speakers, field trips, educational classes or feedback on how to make LPS an even better camera club, we would like to hear your ideas. If you would like to be a volunteer, please let someone on our executive board know about it.

Make sure you read the newsletter for more detail about anything that is coming up with LPS.

Linda Medine

October

Opportunities

Saturday, October 03, 2015

27th Annual Chalmette Car Show

Chalmette, La

visitsstbernard.com

October 03, 2015

Ride 'n' Roll Saturday, 10 am–2 pm

7122 Perkins Road

There will be showcases and demos from skateboarders and BMX riders.

brec.org/extremesports

Sunday, October 04, 2015

SugarFest, 11 am–4 pm

The West Baton Rouge Museum

845 North Jefferson Avenue, Port Allen

westbatonrougemuseum.com

Saturday– Sunday, October 10-11, 2015

Wooden Boat Festival

Mandeville, LA.

woodenboatfest.org

Friday– Sunday, October 16-18, 2015

Great Mississippi River Balloon Race

Natchez The Balloon Glow and fireworks

natchezballoonrace.com

Saturday, October 31, 2015

Zombie Bash

[Website](#)



In This Issue

President's Message	2
PSA Competition	4
Speaker Info	5
Education	7
Field Trips	9
Town Favorites	10
Competition Schedule	12
Competition Winners	13
Blue Angels	28
Exhibits	34

Copyright

© Louisiana Photographic Society, 2015. Unauthorized use and/or duplication of this material or images/ photographs without express and written permission from author and/ or owner is strictly prohibited. Excerpts and links may be used, provided that full and clear credit is given to the photographer and Louisiana Photographic Society with appropriate and specific direction to the original content.



PSA COMPETITION

PHOTOGRAPHIC SOCIETY OF AMERICA
PROJECTED IMAGE DIVISION
PID INTERCLUB - GROUP D



**Round 1 of the new year starts in November.
We need NEW images NOW.
Images are due October 5th!**

We are allowed to submit 6 images per round. Please send 2 or 3 of your best so the team has a good pool of images to choose from and can send a variety.

2015-16 Competition Dates

- Round 1 - November 2015
- Round 2 - January 2016
- Round 3 - March 2016
- Round 4 - May 2016

Image Requirements

Format: JPEG only

Color Space: sRGB recommended

Image Size: HORIZONTAL - MAX 1024

WIDE; VERTICAL - MAX 768 TALL

File Name: Title of Image

Entry Deadline

LPS members in good standing may submit entries by the 5th of the month prior to each round; it is requested that members submit no more than 3 images per round

Submit Entries

Email to: psaentry@laphotosociety.com

Subject Line: PSA Competition

Body of Email: Title of Image - Your Name

Attach image

Category

Projected Image Division

General Category (open to all digital images, including color, B&W, and manipulations)

Questions

If you have any questions or need assistance in preparing images, contact the PSA Rep at psaentry@laphotosociety.com

Speaker Info

Steve Uffman is a native Louisianan who has been an outdoorsman all his life, enjoying our incredible sportsman's paradise. After a career as a successful CEO and entrepreneur, Steve took up photography as a way to share the "wonder of it all" with others.

He is passionate about conservation and uses photography to educate others about wildlife. Along with his wife, Marian, Steve supports a number of conservation organizations in Africa that are working to preserve wildlife. He also has worked closely with the Louisiana Wildlife and Fisheries and USFWS in their effort to reestablish the Whooping Crane and the Louisiana Black bear.

He has been blessed to be mentored by some of the leading wildlife photographers across the world including Chas Glatze, Tin man Lee, Hilary Hann, CC Lockwood, Robert OToole . These photographers helped hone his skills and he pays forward by helping others advance theirs.

Steve and Marian's work can be found at their website <http://photos.uffmannatureimages.net/> and on Facebook at <https://www.facebook.com/uffmannatureimages>



"It's one thing to make a picture of what a person looks like, it's another thing to make a portrait of who they are."

Paul Caponigro

Image by Philippe Halsman

September Speaker Notes

If you attended the September monthly meeting and are interested in the Composition notes from Cathy Smart, you can find them here: <http://www.cathysmart.com/p259195195>

Registration is required before viewing the "Composition Workshop" folder in an effort to control spam.

Giving back to the Community and our Veterans

Bruce Roberts, one of LPS members, wife is an artist. She and other artists are painting pictures for the halls and rooms of the Louisiana Veterans Home in Jackson, Louisiana. Charlene Soileau is the coordinator of this project. A few of our LPS members and I visited the Veterans Home. They definitely need some wall decor.

What they would like from LPS are 11x14 images matted and framed to a 16x20 with a wire on the back ready to hang. Landscapes, flowers, peaceful scenes, or uplifting colorful images will be fine. This would be a donation to the Veterans Home. If you are interested in doing this please bring the framed image to the next LPS Meeting on October 15, 2015. You can put your name on the image and put your name and contact information on the back of the image too.

Just bring one image at this time. Your help is appreciated. Please email me if you have any questions.

Thank you,
Linda M Medine
photolm@aol.com

LPS Member Gallery on Club Website

We currently have 2 image galleries, a members gallery and a field trip gallery.

Preparing Photos for Submission



- ◆ Crop/resize your photos to 640 pixels X 480 pixels
 - ◆ Resize your image to a maximum of either 640 pixels WIDE and/or 480 pixels HIGH. Width or height may be LESS, but not more than these maximums. Be aware that images with a vertical orientation must still not exceed 480 pixels high, and thus your horizontal will be much less than 640 pixels wide.
- ◆ Save them as JPEG format using medium or high compression.
- ◆ Shoot for 1MB to 2 MB file size.
- ◆ Title your photos as Your Name – Photo Title and save as JPEG. For example your saved file name should look like as shown below: ***John Cooper – Sunflower.jpg***. ***This is the information that will show up on the bottom of the image in the slideshow***

How to Submit Your Photos

- ◆ Email **up to** ten photos each month to vicepresident@laphotosociety.com
- ◆ Specify either **Members Gallery** or **Field Trip Gallery** in the subject line.

These are the same sizing guidelines for submitting digital images for the monthly club competition winners gallery and GSCCC and PSA galleries.

Education/Lagniappe



THE EXPOSURE TRIANGLE

EXTREME BASICS:

HOW TO TAKE CONTROL OF YOUR CAMERA

STUCK ON AUTO?



Learn how to MAKE photographs, not just take them!

~Instructors Bridget Mayo and Gail Dixon will help you master your camera in manual mode allowing YOU to bring your creative vision to life.~

Perfect for beginning DSLR shooters!

November 7, 2015 – 8am-12 noon
Main Library, Goodwood Blvd, Large Conference Room
Class will consist of lecture with hands on practice in the gardens
Bring your camera (DSLR), operating manual, batteries, and questions!

Presented by:



Light Painting Workshop
Presented by Richard Vallon
Friday, October 23, 2015

5:30 PM Meet at Lakeside Camera Classroom
3009 North Arnoult
Metairie, La

6:15 PM Leave for the Lafreniere Park in Metairie

What to bring: SLR or Mirrorless camera with normal zoom lens- 28-80, 18-55 etc.
35mm prime OK, a good, stable tripod

-Max number of participants: 10 [Register here.](#)

Lagniappe Class

Renee Pierce will talk about Street Photography. She has attended a class with Steve Simon and will share her images and her approach to photographing people on the street.

We will meet at the Garden Center from 7 to 9 pm. Please bring a snack to share.



New Members

I am excited to present a list of all the members who joined last month. When you see them at a meeting please take a few minutes to get to know them.

Wade Riddick

Chris Pohlig

Jimmy Dunkley



Christmas Party

Tuesday, December 8th

7 - 9 pm

Field Trips

We are also asking that you register to attend the trips. (There is a link on the website.) **Registration is NOT mandatory but is PREFERRED.** It will help us better plan to have enough seasoned photographers on hand to help and allow us to notify you should there be a change to the event. Thank you for your cooperation.

October 3rd 2:00 pm Chris Campbell is the leader for a Scott Kelby walk. This is an annual worldwide event to promote photographer's meeting. It is free but they are asking for a \$1.00 donation Springs of Hope Orphanage in Kenya. You will need to sign up at <http://kelbyone.com/photowalk/walk/baton-rouge-la-united-states-downtown/> Meet at Lucy's Restaurant on 3rd St. Afterwards you may submit your favorite image and Chris will select 10 to submit to Scott Kelby.

Save the Dates

November 1, 2015: NOLA Cemeteries, All-Saints Day

December 24, 2015: Bonfires on the Levee

Elections

The proposed nominations have been made for election in the November meeting.

Vice President - Butch Spielman

Secretary - Cathy Smart

Treasurer - Janet Gelpi

Further nominations are welcome with the approval of nominee.



Have you tried bracketing your photographs? Do you often take photographs where areas are too dark, where you cannot see all the details? Bracketing is the answer. It has been popular for sometime and is used by many photographers including amateurs. Most compact cameras can achieve bracketing. Bracketing is preferred because digital sensors have a limited range of exposure. Bracketing is extremely useful when there is a scene with high contrast areas such as a very bright sky with a dark building.

Bracketing is the process when you take multiple exposures, at least three usually, a normal shot, one slightly lighter, and one slightly darker. The exposure compensation setting allows for this variance of degrees of exposures from -3 to +3. This function can be accomplished either manually or with automatic exposure bracketing (AEB). Bracketing can produce an image with a high dynamic range with endless possibilities for detail of tones in a photograph.

How to do this? While each camera is different there are some generalities. Find in your camera's manual "Bracket" (BKT) or "Drive" button, or



(AEB). There are also symbols that represent bracketing. It is a must to follow your manuals directions as many differ.

My preferred method can be accomplished by shooting with my camera in aperture priority keeping the aperture setting the same while changing the exposure compensation. Take one image at 0 and then one at minus and then one at plus, such as 0, +1, -1. The aperture and the ISO remains constant while the shutter speed changes. When I first started bracketing, I changed my exposures manually, now most often I use automatic. Automatic exposure compensation usually requires you to go into the Menu and set the bracketing sequence. The varied amount of exposure bracketing depends on how much difference in contrast there is in a scene.

Check your histogram to be sure that the histogram covers completely from left to right. Your histogram is a representative of pixels used in your image. The left side represents the darks or shadows in your image while the right side represents whites or lights in your image. Be sure your image covers the full range of darks and lights. These images are then merged using a software for high dynamic range (HDR) that does the work for you with a few selections of minor adjustments.

Of course there are pros and cons to bracketing. The only minus that I can think of is that you must take at least three exposures and this takes up space on your hard drive. But who keeps images on their internal hard drive? Not me. All my photographs are stored on two external hard drives - one is for back-up.



Our next LPS meeting is being held October 15, 2015 at 7:00 PM, and is held every third Thursday of each month. The meeting is held at the Goodwood Library, 1st Floor, large conference room. For more information visit our website at: [Louisiana Photographic Society](http://LouisianaPhotographicSociety.org) The scheduled guest speaker is Steve Uffman, a world traveled nature photographer who is passionate about conservation of wildlife.

2015/16 Competition Schedule

We are excited about the growing number of participants in our monthly competitions. To help us better manage this increase we are changing the way we name images for Digital Competition.

Starting this month please use the following naming scheme:

Photographer Name-number and category-image name with category being either **AC** (level A, color), **AM** (level A, monotone), **BC** (level B, color), or **BM** (level B, monotone).

Examples: Your Name-1AC-Title.jpg and Your Name-2AM-Title.jpg
Your Name-1BC-Title.jpg and Your Name-2BM-Title.jpg

To participate in exhibits and monthly competitions,
you must be a member of LPS in good standing; your dues must be paid.

October 2015	Projection	10/15	ZOO/Captive Animals
November 2015	Print	11/19	No Theme
2016			
January	Projection	1/21	Through a Window
February	Print	2/18	No Theme
March	Projection	3/17	Moonlight Night
April	Print	4/21	No Theme
May	Projection	5/19	Mailboxes
June	Print	6/16	No Theme
July	Projection	7/21	Reflections
August	Print	8/18	No Theme
September	Projection	9/15	No Theme
October	Print	10/20	“Spook”tacular
November	Projection	11/17	Shadows

Digitally projected entries must be sent to the Digital Projection Coordinator
at dpcontestcoordinator@laphotosociety.com
no later than 8:00 P.M. on the Monday before the Thursday competition.

Height 1200 pixels Width 1920 pixels. Total size should be less than 2.3 megs. Full instructions may be found [here](#).



New York Skyline
Cathy Smart
1st Place



Grand Dame of River Road
Cathy Smart
2nd Place



Floating Pelican
Kathy Reeves
3rd Place



Stellar's Sea Eagle Catching Fish
Kathy Reeves
1st Honorable Mention



Mykones
Tom Stigall
2nd Honorable Mention



Many Years
Linda Medine
1st Place



Nestled Behind the Trees
Theresa Mullins Low
2nd Place



Time Has Taken It's Toll
Linda Medine
3rd Place



Oh No, Mr. Blue!
Jane Patterson
1st Place



A Taste of Yellow
Jackie Wilson
2nd Place



Roaming Around: The Agora
Moinul Mahdi
3rd Place



Skeptical Rainbow Lori Keet
Pat Riddick
1st Honorable Mention



Sunset for Two
Jane Patterson
2nd Honorable Mention



A Stroll on the Beach
Nancy Clark
3rd Honorable Mention



In addition to the interclub competitions you, as an individual member of PSA, can enter contests. Some are digital and some are print. Categories include [Individual Creative](#), [Individual Portrait](#), [Photo Essay](#), [Nature](#), [Photojournalism](#), [Photo Travel](#), and [Pictorial Print](#). By visiting the links provided you will find all the guidelines and deadlines for submitting as well as galleries of previous winners. We as a club are limited to 6 images every other month but you as an individual member may submit on your own. I encourage you to consider [joining PSA](#).

Here is a partial list of the member benefits you receive for only \$45.00 a year:

- Opportunity to submit articles for potential publication in the *PSA Journal*
- Access to My PSA free web site services (e.g., Image Evaluation, Mentors, Consultants, resource links, up-to-date product and book reviews)
- Free online Individualized Photography Course, Advanced Photography Course, and Image Analysis Course
- **Free Study Groups:** online for digital images and via mail for prints
- Free services (e.g., Species Identification Service, Photo Travel Planning Service, Digital Product Information)
- Publication of photos on the PSA web site (e.g., a photo in the New Member Gallery on joining, in the Show Your Stuff Gallery on renewing for year two, and in ROPA Galleries following receipt of a PSA Distinction)
- Creation of a **personal photo gallery** on the PSA web site for posting up to twenty (20) images and a biography
- **Competitions** for specific topics/themes (e.g., Creative, Portrait) or format (e.g., 3D, digital essays, story boards, B&W prints)
- Reduced fee for PSA Adventures (e.g., Humanitarian trip to Cuba, cruises)
- **Discounts** on photography-related products and services

Congratulations to Linda Medine on completion of the Individualized Photography Course. Her name will soon be listed on the PSA web site at: http://psa-photo.org/my_psa/member-education/online-courses/individ-photog-course/course-grads-indiv-photography/, and will be published in the PSA Journal as space permits.



Digital membership - (Adult or Youth)	Includes online and mobile access to PSA Journal (NO printed PSA Journal by mail)
Digital Membership - Adult	\$45
Standard Membership - (Adult or Youth)	Includes printed copy of PSA Journal by mail AND complimentary access to online and mobile PSA Journal
Adult Membership	\$60

Member Submissions

United States Navy Flight Demonstration Team

Bernard Gillette

One of the things I have always wanted to do was to attend an Air Show. In addition to seeing the aircraft that has played a significant role in our history, my objective was to capture the aircraft in flight.

Several years ago, I attended my first air show at the former "Chennault AFB" in Lake Charles. I had been assigned to Chennault AFB for two years while in the Air Force. It was interesting to see the changes.

Attending this program proved to be a rewarding experience. First, I discovered starting early, allowed me time to see all the aircraft without a lot of folks. I also met several pilots and crew members. They offered several photo tips. Secondly, and most importantly, I set up within the photographer's area. Generally air shows offer a prime location for the photographers to set up.

Our photo toys are costly, and like you, I am not interested in having someone knock my tripod over or any such incident. Prime benefit to working out of the photographer's area.

If you have ever spent time on a flight line, you know that standing for any amount of time can be tiring, the concrete is hard. The flight line does not offer any

shelter and is either too cold or too hot. Setting up in the photographer's area, the Chennault Air Show team provided chairs, shelter and water. I don't know if I would have made the whole show without these conveniences.

My lens choice for the Air Show included 70-200mm f2.8 hand held, and the 400mm f2.8, tripod mounted with a gimbal head.



From this experience, I elected to photograph the "Blue Angels." I checked their schedule and discovered that they would be performing in March at the "Kingsville NAS" near Corpus Christi, Texas. I contacted Capt. Jon Gagne, public affairs officer at Kingsville NAS. He sent me an application for the event and the photographer's area. Once, I submitted the application, Capt. Gagne sent me the appropriate passes.

It was an 8 hour drive and once I arrived I checked into a motel and headed out to see the base.

Pretty flat, buildings pretty basic and of course air craft hangers. Sitting in the bright south Texas sun were the 6 Boeing F/A-18 Hornets, the Blue Angel aircraft. A beautiful sight. These aircraft have served as active armed naval fighter planes. As they were replaced with modern aircraft many were modified to perform as part of the Navy's flight demonstration team.

In addition to the F/A-18 Hornets, the team includes the Lockheed Martin C-130 Hercules, better known as "Fat Albert." Fat Albert's role includes transporting the ground crew and the supporting equipment for the



Hornets, to all the air shows.

The morning of the show, after breakfast I headed out to the flight line. When I approached the gate, I discovered my name on the chain link fence, reserved parking. I gather my toys and placed them in

my wagon, and entered. First impression, the naval personnel providing security where very polite, well-groomed and fit. It became apparent that ALL of the Navy and Marine personnel fit the aforementioned description. Something we all can be proud of.

Once inside the gate, I headed for the photographer's area, where I met Capt. Jon Gagne and his staff. After introductions, I signed in and was offered some chilled fruit and cold water. I set up on a flatbed trailer in front to the F/A-18 Hornets. I met three other photographers and was surprised that there were only the four of us. Later, I discovered that of all the air shows performed by the Blue Angels, this one typically had the smallest crowd.

Like most events, the feature attraction is the last performance. This program was no exception. Beginning the program with several stunt aircraft performing amazing feats. Climbing vertically then hanging stationary on the propeller as it were a helicopter. How do they do that?

A flight exhibition of the Boeing B-24, similar to the aircraft of "Doolittle's Raider's" Love the sound of those two engines, truly a sound from the past. There were three B-24's and all were immaculate. The trick with photographing propeller driven aircraft, is to stop the plane while

blurring the props.



A real treat was Randy Ball's program in the MIG-17F. Flying the MIG-17F 100 feet above the runway at 700 mph then making an 8g turn, very impressive. Later I had an opportunity to meet Randy. He has performed in over 1000 programs and has the most



time of any North American pilot in a Mig-17F, over a 1000 hours. I was fortunate to have him included in this show.

The show also featured a jet truck out running a stunt plane.

About 1300hrs. Capt. Gagne took me to the east end of the runway on a golf cart. There sat "Fat Albert" where I met Marine Captain A.J. Harrell and Marine Major Mike Van Wyk. They were

the pilots of "Fat Albert" I also met several members of the "Blue Angel" ground crew members, all very impressive.

Yep, after a briefing, describing the operation and flight plan for "Fat Albert" 10 minute flight, I board the aircraft and was strapped in and handed a vomit bag. For sure.

Fat Albert took off, once it became airborne, maybe 50 ft. above the runway, Capt. A.J. took the plane straight up, where the crew and I experienced 2g's. (2g's is twice your weight, another reason for me to lose weight.) Doesn't sound like much until you experience it?

Once he climbed to 1000 ft. he leveled off. Not leveling off like an airliner, but right now. This caused everyone to become weightless. I actually lifted off my seat, restrained by the seat belt. From there Capt. A.J. took a steep turn and I was laying on my back at 350 mph. He then descended to 100 ft. over the runway, rushing past the spectators. Remarkable how fast 350 mph can be when there is a stationary object to see. Several more tricks and we landed. Once we landed Capt. A.J. back-up the plane. Never seen that.

The brief flight in "Fat Albert" was once in a lifetime thrilling experience. Now, I can say that, "I flew with the Blue Angels."

Returning to the flatbed trailer to photograph the feature

performers and they did not disappoint. The 6 aircraft actually are two acts. Aircraft No's 1 – 4 form the diamond four formation. While No's 5 and 6 are referred to as solo and opposing solo.

Having the ideal location and set up, all I needed to do is keep my shutter speed up, maintain focus and press the shutter. Following the Diamond 4 through there formations was fairly easy with the heavy tripod and gimbal head. This same set up was great for solo and opposing solo.

I am very pleased with the images, but the real thrill was to meet both LCDR David Tickle (#5 solo) and LCDR Mark Tidrow (#6 opposing solo.). Truly ambassador's for our country as well as the military.

Looking back, my experience with the air show at Chennault AFB. Was beneficial when I attended the air show at Kingsville NAS. The entire experience would not have been possible without Capt. Jon Gagne and his staff. I am forever in his debt.



Blue Angels Nos. 1-4, The Diamond 4.



Nos. 5 and 6, Solo and Opposing solo



L to R
CDR Tom Frosch
LCDR John Kelly
LCDR Nate Barton
Capt. John Brandon
LCDR David Tickle
LCDR Mark Tidrow





Diamond 3 before the storm.



GSCCC

REQUIREMENTS FOR SUBMISSION OF GSCCC COMPETITION PRINTS

Pictorial Color, Black & White, and Nature Prints:

- ☑ maximum print size 16x20
- ☑ can be mounted or un-mounted, mounting board should be no larger than 20x24
- ☑ no minimum print size

You are welcome to submit the maximum size, but it is not necessary or recommended, as most LPS members submit prints sizes in the range of 11x14 or 8x10.

Photojournalism Prints:

- ☑ print sizes are 8x10 or 8x12 mounted or un-mounted.

All prints submitted for GSCCC competition must be marked on the back with the following: title of print, maker's name, LPS, and the category.

Review the rules at www.gulfstatesccc.org to ensure that your print meets the eligibility requirements for the category of entry. Prints may be either commercially or self-printed. Clear sleeve for protection is optional, but recommended.

Congratulations to GSCCC Winners!



David Howell
1st place, Digital Projection"
Smokin Guitar



Ila Reinstein
2nd Honorable Mention
The Wall

Congratulations!

Oak Alley Plantation Spring 2015 Photography Contest Winners!

We received more than 230 entries from visitors from all over the globe, and entries included Professionals, Amateurs, and photos falling in the Photographic Art category!

Photographic Art Category:

First Place: Nathan Linhardt - Reflections of the Past (New Orleans, LA)

Second Place: Linda Medine - The Blacksmith (Baton Rouge, LA)

Third Place: Chad Brown - Among the Oaks (Benton, Arkansas)

Clicking the Light Fantastic Winners



Photo by Mark Claesgens

First Place

Earl Arboneaux, Timeless Sand

Second Place

Theresa Mullins Low, Look at Me

Third Place

Kathy Reeves, Confrontation

Honorable Mentions

Cathy Smart, Taking Flight

Cindy Hunt, Holly Beach Solitude

Bridget Mayo, Majestic

Mary Ann Caffery, The Thinkers

Mary Ann Caffery, Aerial Landscape: A Solitary Existence

Photographers Kathy Reeves of Denham Springs and Earl Arboneaux of Greenwell Springs took first, second and third places for the 2014-15 year among competitors from five states in the Gulf States Camera Club Council. GSCCC includes 35 clubs from Florida, Louisiana, Mississippi, Oklahoma and Texas. It conducts monthly competitions in nature, pictorial and photojournalism categories, in color and monotone and digital and print.

Reeves' and Arboneaux's works were chosen above all the other winning photos from the year. Reeves won first place in color prints for "Winter Whites" and second place in digital color for "Daydreamer." Arboneaux won third place in nature prints for "Family Time."

- Mark Claesgens



- Photo by Mark Claesgens

2015 Exhibit Schedule

You must be a current, dues paid member in order to exhibit

Questions? Exhibit Coordinator

Kathy Reeves exhibitcoordinator@laphotosociety.com

Current Exhibit

Goodwood Library through October 31

Tablescapes

Baton Rouge Garden Club @ Garden Center
Drop off week of December 14, 2015
Show: Saturday and Sunday February 20 - 21, 2016

This is a fundraising event by the Baton Rouge Garden Club at the Garden Center. They will use our photos as part of their Tablescapes using the colors and themes from the photography to coordinate their table settings and displays. ---The images should not be of flowers but can include flowers in a landscape or other, just not close-up of blossoms. (See example to the right.)

They will need 30 to 40 photos; all may not be used in the tablescapes but will be displayed and credited. A list of prices for our photos will be available to attendees. As this is a fund raiser for the Garden Center, our exhibitors and members will be required to pay the \$5 entrance fee to view the Tablescapes as do the Garden Club members and exhibitors

Photos should be dropped off at the Garden Center the week December 14th, and the event is scheduled for February 20th and 21st. Exact dates and times will be provided by Cynthia Moran at our October LPS meeting. She will do a short presentation, answer questions and provide a handout. If you are planning on providing photos for this exhibit please let me know by November 1st.

Kathy Reeves
Exhibit Coordinator
exhibitcoordinator@laphotosociety.com

Exhibits 2016

January 9, 2016 from 10 am to 2 pm
Arts Council of Livingston Parish
133 N. Hummell Street, Denham Springs, LA 70726
This will include a seminar and reception.



Hanging the exhibit at Main Library on Goodwood Boulevard.





Awards and Ribbons:

The Art Show in the Orangerie
 First Place* – \$400
 Second Place* – \$300
 Third Place* – \$200
 Honorable Mention* – \$150
 Four Merit Awards

The Photography Show in the Conference Center
 First Place *– \$400
 Second Place* – \$300
 Third Place* – \$200
 Honorable Mention*– \$150
 Four Merit Awards

*All award-winning works will be displayed following the show at the Shaw Center for the Arts.

Eligibility

This show is open to all U.S. residents 17 years of age and older and to all art media except video and film. Works must be original, must have been produced in the past three years and must never have been exhibited in Brush With Burden. All artwork must be priced and available for sale. Please consider your framing expenses when pricing your piece.

Submission

The 2016 Brush with Burden Art Show and Sale's entry process will be conducted using CaFÉ™ (CallforEntry.org™), a Web-based service that allows artists to submit images and entry fees online.

- Log on to callforentry.org to set up your artist profile.
- Select "Brush With Burden 2016 Art Exhibition."
- Upload images. (These must first be added to your portfolio).

Entries

- A maximum of six entries will be accepted from any artist.
- File format: JPEG only.
- File dimensions: No smaller than 1920 pixels on the longest side.
- File resolution: 72 ppi/dpi (standard Web resolution).
- File size: 5 megabytes maximum.
- Uploaded image should show artwork or photograph only. No framing should be visible.

Works to be in the exhibition will be selected based on the digital images submitted. Only one digital image should be submitted for each piece.

Fees

A nonrefundable fee of \$20 for one entry and \$15 for each additional entry (up to six entries) should be submitted. Fees can be paid online or can be mailed to: LSU AgCenter Botanic Gardens, Attn: Pamela Rupert, 4560 Essen Lane, Baton Rouge, LA 70809. Make checks payable to BHS, with "Brush With Burden entry fee" in memo line. All checks must be postmarked by Jan. 20, 2016. (Registration is not complete until fee is received.)

http://www.lsuagcenter.com/en/our_offices/research_stations/Burden/News/BrushwithBurden.htm

COUNTRY ROADS.

FROM NATCHEZ TO NEW ORLEANS

Relics: 2015 Photo Project



In our ongoing effort to catalog every cultural nook and cranny in the region, we turn our gaze (and lens) to the forgotten, faded things. That crumbling bridge spanning out to nowhere. That echoing building with its occupants long gone. The theme is "Relics," and we're opening the door to your photo submissions.

Each month in 2015, we will profile a different photograph on the back page of *Country Roads*, accompanied by an interview with the adventurous photographer. Are you up to snuff?

Here's how to enter:

Send your submissions to photos@countryroadsmag.com with the subject line "Relics: 2015 Photo Project." Include a short description of the photo (including a title for the photo, location, and history if you can provide it).

All photographs should be at least **300dpi** and larger than **4.5 inches**. Photographers may submit up to four photos at once. We will be accepting submissions all year.



LPS OFFICERS

President:

Linda Medine
president@laphotosociety.com

Vice President:

Theresa Low
vicepresident@laphotosociety.com

Past President:

David Arbour
pastpresident@laphotosociety.com

Secretary:

Cathy Smart
secretary@laphotosociety.com

Treasurer:

Janet Gelpi
treasurer@laphotosociety.com

Louisiana Photographic Society is a member of the Gulf States Camera Club Council.

The GSCCC Newsletter is available at:

<http://www.gulfstatesccc.org/html/newsletters.html>



<http://www.gulfstatesccc.org/>

Find us on Facebook



Membership Drive

While we are always eager to welcome new members our Membership drive continues. Please remember to pay your dues and to invite your friends and colleagues to our meeting and encourage them to join us this year. To continue to be eligible for competitions and receive the newsletter, you must be current on your dues. The membership form is at the end of the newsletter.

LPS COORDINATORS

Digital Projection:

Gene Bachman
dpcontestcoordinator@laphotosociety.com

Education:

Debra Canatella
educationcoordinator@laphotosociety.com

Equipment:

Mike Capone, Mark Canatella
equipmentcoordinator@laphotosociety.com

Exhibits:

Kathy Reeves
exhibitcoordinator@laphotosociety.com

Facebook:

Stephanie Ross
facebookcoordinator@laphotosociety.com

Field Trips:

fieldtripcoordinator@laphotosociety.com

Greeter/Name Tags:

Stephanie Ross, Jan Ross
facebookcoordinator@laphotosociety.com

GSCCC Representatives:

Gene Bachman - Digital
Chandan Sharma - Prints
GSCCCcoordinator@laphotosociety.com

Library:

Pat Riddick
librarycoordinator@laphotosociety.com

Monthly Competition:

Darrel LeBlanc
monthlycompetitioncoordinator@laphotosociety.com

Newsletter:

Renee Pierce
newslettereditor@laphotosociety.com

Programs:

Pam Kaster
programscoordinator@laphotosociety.com

PSA Competition:

Cindy Hunt
psaentry@laphotosociety.com

Publicity:

Mark Claesgens
publicitycoordinator@laphotosociety.com

Refreshment:

Dennis Stevens

Website:

Theresa Mullins Low
websitecoordinator@laphotosociety.com

Competition Review Chair:

Gene Bachman
pastpresident@laphotosociety.com

The LPS website has a quick checklist for preparation of images for digital projection competitions. The new checklist can be found on the Monthly Competition page of the website, or by using this [link](#).



<http://www.psa-photo.org/>

LPS Members are encouraged to submit photographs and articles for inclusion in FOCUS, the Louisiana Photographic Society Newsletter. Items received up to 3 days before the end of the month will be included in the following **month's newsletter**.

Send your submissions to:

newslettereditor@laphotosociety.com



MEMBER OF PHOTOGRAPHIC SOCIETY OF AMERICA
AND GULF STATES CAMERA CLUB COUNCIL

Membership Form

Mail completed form and dues to:

Louisiana Photographic Society
P.O. Box 83834 ,Baton Rouge, LA 70884-3834

www.laphotosociety.com

WELCOME TO LOUISIANA PHOTOGRAPHIC SOCIETY

LPS communicates to members through website, e-mail, and monthly meetings. All members are encouraged to visit the LPS website at www.laphotosociety.com for the latest on club news and events. The monthly newsletter "FOCUS" is available on the website on the first day of each month. Please provide an e-mail address below to receive club updates. If you do not receive e-mail communications after 30 days, notify LPS at treasurer@laphotosociety.com.

Select one: ☐ **Membership Renewal** ☐ **New Member** – If you are a New Member, how did you learn about LPS:

☐ Current Member ☐ LPS Website ☐ Newspaper/Magazine ☐ Social Network ☐ Other _____

Select one: ☐ **Individual Membership \$25.00/year** ☐ **Student Membership \$5.00/year–Must be a current student**

Name _____ Date _____

Address _____ City _____ State _____ Zip _____

Home Phone (_____) _____ Cell Phone (_____) _____

E-mail Address _____

☐ **Additional Family Member \$5.00/year–ONLY available with the Individual Membership, not Student Membership**

Name _____ Date _____

Mailing Address _____ City _____ State _____ Zip _____

Home Phone (_____) _____ Cell Phone (_____) _____

E-mail Address _____

SPECIFY FOCUS OF PHOTOGRAPHY:

SPECIFY AREA OF LEARNING INTEREST:

SPECIFY AREA OF INTEREST IN CLUB PARTICIPATION:

- ☐ **Competition** (set up, tally votes, present ribbons)
- ☐ **Education** (plan/teach, set up workshops and seminars)
- ☐ **Equipment** (store, transport, set up for LPS functions)
- ☐ **Exhibits** (explore locations, set up/take down exhibits)
- ☐ **Field Trips** (plan and arrange to photograph at various sites)
- ☐ **Gulf States Camera Club Council** (GSCCC liaison, collect and submit entries for GSCCC competition)
- ☐ **Library** (display and maintain materials, check-in/out)

- ☐ **Programs** (plan speakers, make arrangements for speakers at monthly meetings)
- ☐ **Projection** (set up and operate equipment for digital projection competition)
- ☐ **Publicity** (publicize programs, meetings, events)
- ☐ **Refreshments** (plan and set up refreshments)

YOUR PARTICIPATION IS GREATLY APPRECIATED!