

LOUISIANA



Photographic Society

# Focus



Earl Arboneaux, Jr.

**Member Profiles**  
page 6

**Rod's Car Show images**  
page 30

**Member Submissions:**  
Bernie Gillette offers a couple of  
thoughts about photography.-  
Page 32

APRIL EVENTS

**April 7, 2016**  
**Lagniappe Session**  
7:00 pm Garden Center  
Food Photography

**April 9, 2016**  
**Field Trip to Imaharah’s Botanical Gardens**  
8:00 am McDonalds on Drusilla

**April 21, 2016**  
**Monthly Meeting**  
7:00 pm Goodwood Library  
Print Competition;  
Photojournalism theme

**April 23, 2016**  
**Lightroom Workshop**  
9:00 am Main Library

**April 30, 2016**  
**Field Trip: Rural Life- With A Twist!**  
9:00 am McDonalds on Drusilla

Louisiana Photographic Society  
meets on the third Thursday of each month at  
the Goodwood Library  
7711 Goodwood Blvd  
Baton Rouge, LA 70806

Guests are always welcome!

Membership dues are \$25/year  
Each additional family member \$5/year

PO Box 83834  
Baton Rouge, LA 70884  
www.laphotosociety.com

Copyright

© Louisiana Photographic Society, 2015. Unau-  
thorized use and/or duplication of this material or  
images/photographs without express and written  
permission from author and/or owner is strictly  
prohibited. Excerpts and links may be used, provid-  
ed that full and clear credit is given to the photog-  
rapher and Louisiana Photographic Society with  
appropriate and specific direction to the original  
content.

In  
This  
Issue

<b>President’s Message</b>	<b>3</b>	<b>Exhibits</b>	<b>12</b>
Get involved and volunteer		Opportunities to show your work at Bluebonnet Swamp, LA State Archives and more.	
<b>Education</b>	<b>4</b>	<b>Competition</b>	<b>13</b>
Lightroom an Advanced Lightroom will be offered in the coming months.		We had lots of great entries, take a look at the club winners. This month is prints and the theme is photojournalism.	
<b>Library News, Mentor Program and Lagniappe</b>	<b>5</b>	<b>Picture Perfect</b>	<b>29</b>
Helen Haw recommends an article for flower photography.		Theresa Low talks about taking pictures at festivals.	
<b>Member Profiles</b>	<b>6</b>	<b>Member Submissions</b>	<b>30</b>
Featuring Nancy Boettcher Clark and Earl Arboneaux.		Earl Arboneaux shares images of the Rods car show and Bernie Gillette offers a couple of thoughts about photography.	
<b>Speaker Info</b>	<b>9</b>	<b>Rhino Reviews</b>	<b>33</b>
Deborah Burst who is an award winning photographer and writer. She will be speaking about images in sacred places.		Louisiana Curiosities: Quirky Characters, Roadside Oddities& other Offbeat Stuff.	
<b>Field Trips</b>	<b>10</b>	<b>PSA Competition</b>	<b>39</b>
Imahara’s Botanical Gardens, Rural Life - With a Twist! and Houmas House and images from the long exposure trip.		Now accepting images for the final round of the year.	

Theresa’s  
Thoughts

First let me say that I missed being at the March meeting but I hear everything was a success. I thank Butch Spielman, our Vice President, for fulfilling my role in an exemplary fashion. Also, that he was our Program Speaker for the night. Butch is an award winning nature photographer that competes nationally. I feel confident that all left the meeting a photographer with more knowledge.

I have been a member of LPS for about 10 years. I strongly feel the more you contribute to anything the more you receive. This is one of the many reasons I have chosen to serve in LPS on the board or as a coordinator in some capacity. In the past I have been Newsletter Editor, GSCCC Coordinator, Secretary, Librarian, Vice President and now President. Another good reason to serve is to have a voice at the meetings. I feel my voice should be and has been heard. How about you?

Having said that a very important issue to address is that we need an Education Coordinator. Our current education person has moved out of state. I could not have asked for a better education chairperson than her. Her planning skills excelled in that she planned an entire year for education

classes by January 2016. I must add that she had no previous experience with LPS.

This is the perfect opportunity for someone to step up to the plate to be in-training for 2017. If you are interested please email me or any board member. Just know that we are a very large organization and need your expertise. This is a great opportunity to get to know photographers on a more personal level.

Have you paid your dues? Beware that you will be eliminated from field trips, competitions, and exhibits not to mention emailed announcements. The club needs your \$25.00 to operate for the entire year. What a deal!

Let’s all share our images.

Go be kind, have fun, and get that image!

Theresa Mullins Low, President





**Lightroom 6.0  
(not LR CC)  
April 23, 2016  
Goodwood Library  
Gene Bachman**

Registration	9:15 am -	9:30 am
Workshop	9:30 am -	11:30 am
Lunch	11:30 am -	1:00 pm
Hands On	1:00 pm -	3:00 pm

Attendees need to bring a laptop with Lightroom 6.0 or Lightroom CC installed.

The need to create is basic to the human nature. Gene's choice of photography probably comes from his background as a chemist, even though there is no longer chemistry involve. He currently uses an Olympus OMD-EM1 mirrorless camera and prints his own images. As a member and past president of the Louisiana Photographic Society, he competes monthly and participate in many exhibits in the Baton Rouge area. Gene enjoys sharing his knowledge with other photographers and learning from them as well.

Gene developed an interest in photography in the early 1970's and has pursued this hobby since then. He set up a darkroom to process film and has printed both black and white and color images from film. The progression to digital techniques has been a slow but steady process. He initially used Photoshop Elements for post processing, and then graduated to Photoshop CS2, then Photoshop CS3, and from there to Lightroom 2. He is currently using Lightroom 6. Gene has been entirely self-taught by reading and watching tutorials and practicing. Lightroom is his favorite tool and he now rarely uses Photoshop.

Current PSA Journal

You can view the PSA Journal in two ways: as a downloadable PDF or online in a flip-book style. To download the PDF, click the link that says "PDF" and then click "save as" to save it to your computer.

[psa-photo.org/index.php?current-psa-journal](http://psa-photo.org/index.php?current-psa-journal)

**Tentative Topic:  
Advanced Lightroom  
July 16, 2016  
Goodwood Library**

Registration	9:15 am -	9:30 am
Workshop	9:30 am -	11:30 am
Lunch	11:30 am -	1:00 pm
Hands On	1:00 pm -	3:00 pm

The workshop speaker will teach advanced Lightroom 6 in the morning session and attendees will work in Lightroom in the afternoon session. Let the speaker know in advance what you, as advanced learners, would like to learn and do in this workshop.

Attendees need to bring:

Laptop computer with fully charged two hour battery. Your images already in the Lightroom Library module.

Lightroom 6.0 or Lightroom CC installed on your laptop. Bring images on a SD card, if needed

Attendees will work with advanced Lightroom - making and using presets, using more advanced editing tools, saving photos as JPEGs, getting to and from Photoshop from Lightroom, resizing photos, using the Export Module - making a photo book in Lightroom, making a slideshow, sending images to Facebook and Instagram, and sending photos away to print elsewhere. Other topics members requested of the speaker will also be covered.



**Mentor Program for 2016**

Are you new to photography or just want to get out of auto mode? If so, we have a program for you and it's called the Mentor Program. Mentoring is a practice where someone shares their knowledge and experience in photography and helps further your skills and knowledge. It can also help you gain confidence in your abilities. Are you interested in improving your photography? Do you feel unsure about how to use your camera? Our program consists of volunteer photographers within the LPS who can assist you with your questions pertaining to depth of field, shutter speed, ISO, etc. and can be very helpful for someone that needs a little extra help. If you are interested in being a mentor or if you would like a mentor, please send the following information to [mentor@laphotosociety.com](mailto:mentor@laphotosociety.com).

\_\_\_\_\_ Yes, I would like to be a mentor.

\_\_\_\_\_ I would like to have a mentor.

Name, e-mail address, cell number, type of camera you use, and type of photography you are interested in (example: wildlife, flowers, portrait, landscape, etc.)

NOTE: I will do my best to pair you up with someone with the same interest if at all possible.

Tammy Heil

**The Library Corner**

I will be reviewing some of the books and magazines available to the club through the East Baton Rouge Parish Library. If you don't have a library card I urge you to get one soon. It is great to sit at home or at work and read all of the latest information available to us. Since there is a field trip to Imahara's Botanical Garden in April I located an article on flower photography that is different from the usual how-to article.

The magazine *Popular Photography* has an article entitled "Into the Mystic" The award-winning photographer is Magda Wasiczek, the text is written by Peter Kolonia. The article includes six of Wasiczek's photos. She describes her works as a "blend of bold color." The article further states her unusual use of focus produces a different type of flower photo. Her works have been described as "floral dreamscapes" She describes her work in the article as "my photos aren't literal representations of flowers, but are the record of impressions that I experience, impressions of color, light, and shape.

Those readers looking for something different this is for you. The article can be found in the September 2013 issue of *Popular Photography*, pages 54-58.

Helen Haw

**Lagniappe Dates**

In Louisiana lagniappe means a little something extra. We found that there was often not enough time in our meetings to be able to answer questions and include enough variety. Our solution was to add a "Lagniappe" meeting on the first Thursday of the month from 7-9 pm in the Garden Center located behind the Goodwood Library. This year we will alternate with image critique sessions. The dates for this year are below.

April 7 - Mike Buck and Sean Richardson will be teaching the foundation of commercial food photography. Going over gear, lighting, post production and marketing.  
[GreenPotatoMedia.com](http://GreenPotatoMedia.com)      [ThePhoodStudio.com](http://ThePhoodStudio.com)

July 7 - Jim Layne - Black and White  
September 7 - Written Critique From Camera Club in Shreveport, Louisiana  
November 3 TBA



# Member Profiles



## Nancy Boettcher Clark

**Where are you located?** I live in the Walker area.

**How did you get interested in photography?** I got my first camera when I was around 10 years old. It was a Kodak Instamatic 104 with a 126 cartridge with 20 exposures. I have taken photographs my entire life. The digital age has allowed me to “go for broke” without going broke! I’ve enjoyed being able to experiment more and try new photography techniques.



**How long have you been a club member?** I joined the club in 2014, but didn’t get involved until 2015 due to my work schedule.

**What are your goals as far as photography are concerned or what do you hope to get out of being a club member?** Getting involved in LPS has helped me develop my skills and challenged me to be more creative with my photography. I’ve realized I’m a competitive person. The competitions have really pushed me to take better photos. My next goal is to get more involved in GSCCCC and PSA competitions and to start entering in the exhibits.

I have recently started a Facebook group called “Women’s Photography Network”. Over a couple years, I kept having random women asking me photography questions. I started the network, so women can help other women learn and express their creativity thru photography. Although it’s geared to women generally, we do have men in the group also.

**What type of photography are you interested in?** I have a Travel Photography blog at <http://www.apertureofmysoul.com> so, travel photography is my primary focus, but this includes a wide variety of things. Nature, Landscape, People, Food, Events, Buildings - whatever tells the story. I love exploring and experiencing new places, cultures and people.



**What photographers inspire you?** I’ve never followed a particular photographer. Ansel Adams is an iconic photographer. A photo that inspired me as a young person was the Afghan Girl by Steve McCurry in 1984. When I saw that photo on the cover of National Geographic, I knew I wanted my photography to touch others like it touched me.

**Do you use programs for post processing and if so what are your favorites?** I’ve been using Photoshop Essentials for a couple years. In January, I signed up for the Creative Cloud. I’ve just begun using Photoshop, but haven’t migrated to Lightroom yet. I’m having a hard time letting go of the years of folders I’ve created in Essentials.

**What equipment is in your camera bag when you go out shooting?** My bag is somewhat simple. I’m shooting with a Nikon D800. I’ve collected mostly old lenses at this point. I have a Nikon 50mm 1.8, 28mm 2.8, 70-300 4-5.6, wireless remote, a GoPro 2 with mount, selfie stick, lens hoods, batteries, add'l SD cards.

I carry an additional bag in my car with things that I might need like camera rain guard, other filters, Gopro cases...



## Earl Arboneaux, Jr.

**Where are you located?** Greenwell Springs, La.

**How did you get interested in photography?** During many of my fishing visits in the Atchafalaya Spillway in the 1980s, I became very intrigued with the beauty of our cypress swamps and abundant wildlife. Although my focus was on fishing at that time, I witnessed many beautiful sunrises and sunsets that really set my photography hook. My first camera was a Canon AE-1, 35mm film camera with several store bought lenses. Later the interest started peaking again, with the beginning of the digital cameras in the late nineties. The digital age really allowed me to explore photography in a different way.



**How long have you been in the club?** I joined the club approximately 15 years ago.

**What are your goals as far as photography are concerned or what do you hope to get out of being a club member?** I have learned so much throughout the years, and gained many photography friends. My current goals are to continue my knowledge base, and give back to the club through small seminars and mentoring individuals.

**What type of photography are you interested in?** My photography passion has always been centered around nature and wildlife, but have always challenged myself to be creative and artistic at the same time. I also enjoy shooting landscapes, cars, and just about anything else. I also enjoy exploring areas that triggers the sight and mind through visual design and perception.

**What photographers inspire you?** Many nationally known photographers have motivated and inspired me throughout the years. They are Arthur Morris, George Lepp, John Shaw, Thomas Mangelsen, and Bryan Peterson, these individual and there literature expanded my knowledge base.

**What programs do you use for post processing and if so what are your favorites?** All my post processing is done with Adobe Photoshop, and associated creative and artistic filter in Nik & Topaz software.

**What equipment is in your bag when you go out and shoot?** I usually have three camera bags ready for the field depending on the shoot. The first bag includes all my longer focal length lenses, the second includes intermediate and wide angle lenses, while the third includes cameras, filters, accessories, and usually my Canon 17-55mm, f2.8 lens.



# LPS Volunteers Needed

## TO SAVE FAMILY TREASURES AFTER MARCH FLOODING

How would you feel if all your irreplaceable family photographs might be lost forever? Many residents of our state’s recently flooded regions are facing exactly this situation. Members of the Louisiana Photographic Society (LPS) can help prevent these losses by volunteering at an Operation Photo Rescue event.

Operation Photo Rescue (OPR) is a volunteer network of professional photojournalists and amateur digital photographers, graphic designers, image restoration artists and others. OPR’s mission is to repair photographs damaged by unforeseen circumstances such as house fires and natural disasters at no cost to the people who own them. After volunteer photographers copy the damaged photos (take digital images) at a central site, they are uploaded to OPR’s server. Experts then digitally restore the images.

Although there is no charge to the flood victims, there are costs associated with an Operation Photo Rescue event. This is how LPS can assist. For every Louisiana volunteer, there is one less OPR photographer whose travel expenses must be reimbursed. Volunteers will use their personal digital cameras to photograph the damaged images and must be willing to travel at their own expense to the event site (possibly Alexandria). If you have a copy stand, please bring it; otherwise bring your best tripod. Although the event is anticipated to run for three days (a Thursday, Friday and Saturday in June), it is not necessary to commit to all three days.

The Louisiana Trust for Historic Preservation, through its Revolving Fund Program, is coordinating the event and will provide more information on time and place as soon as arrangements are finalized. LPS member Pat Duncan is serving as the liaison between the two organizations. To volunteer, please e-mail Pat at [longhornlady@cox.net](mailto:longhornlady@cox.net), providing your name, telephone number, and an estimate of how much time you would care to give. She will keep you updated on the schedule and coordinate travel to the event site.

To learn about Operation Photo Rescue’s impact in flooded communities, visit their web site at: <http://www.operationphotorescue.org/>. To learn about the Louisiana Trust, visit: <https://lthp.org/> and follow them on Facebook.

## THE ADVOCATE

LPS has been asked by the Advocate to provide images to them for publishing on their website. The first submissions will be accepted beginning April 1, 2016. Please send to Butch Spielman, at [vicepresident@laphotosociety.com](mailto:vicepresident@laphotosociety.com) PLEASE use the Subject “Advocate Images.” We are asking for no more than two images per member. This number may vary depending upon the response that we get in fulfilling the Advocates’ needs.

The subject of the images should reflect the environs of the Advocates’ subscription range. Preferred are images from across South Louisiana. Images MUST be no smaller than 1 meg and no larger than 4 meg and saved as .jpg files.

Detailed instructions for submissions may be found on our [website](#). This metadata is crucial to the Advocates’ filing and recovery system. Thus, a failure to comply in that respect, will cause your image to not be accepted.

Each image will have a caption including your name and several sentences about the image so this is an excellent way to get your name out to the general public and show your work. We look forward to seeing some incredible work!

# Speaker Info

A New Orleans native, Deborah Burst enjoys writing outdoors at her home in Mandeville. An award winning writer and photographer, she left a corporate career with IBM and returned to Tulane University graduating cum laude in 2003 with a BFA in Media Arts. She has published more than 1,000 articles and twice as many photographs on a local, regional and national level.

In 2013, her first book, *Hallowed Halls of Greater New Orleans*, included a foreword by Anne Rice. The following year she began publishing her own books and hit the speaking circuit promoting *Louisiana’s Sacred Places: Churches, Cemeteries and Voodoo* in 2014. In 2015, *Southern Fried & Sanctified: Tales from the Back Deck* hit the shelves stocked with southern storytelling and photography featuring travel, profiles, critters and personal essays.

Deborah will be the speaker for the April meeting.



Register today  
Gulf States Camera  
Club Council  
2016 Convention  
Beaumont, TX  
Thursday, May 5th -  
Saturday, May 7th

Join us for three days of fun and education from industry experts Rick Sammon, William Innes, Judy Host and others.

In addition to the professional instruction there will be field trips to two shooting locations that are visited by wildlife photographers from all over the world!

Whether you are an expert, or just starting out, this convention has a lot to offer you!

Speakers include:  
Rick Sammon – A Man on a MissionCanon Explorer of Light and award-winning photographer Rick Sammon loves his day job. A tireless, prolific and inspirational image-maker, Rick, called by some “The Godfather of Photography,” is one of the most active photographers on the planet – dividing his time between creating images, leading photo workshops, and making personal appearances. Rick’s enthusiasm for

digital imaging is contagious. He is a man on a mission – a mission to make digital photography fun, creative, exciting and rewarding for others.

William Innes became fascinated with photography at an early age after being intrigued by the buttons and dials on his father’s camera. (William still has that camera – an East German Praktica MLT-5B). After a long career in the aerospace industry – William leaped into the wedding photography world in 2006 and has never looked back. He believes to be a great wedding photographer you need to be well versed in all kinds of photography, including portrait, landscape, action and product techniques. Besides wedding photography – William loves traveling the world to experience the food, culture and sights. To-date William has visited 42 countries.

Steve Kozak is an active member of the Professional Photographers of America and the Texas Professional Photographers Association. Steve has earned the “Master of Photography” and the “Craftsman” degrees from PPA, and is PPA Certified. His work has also appeared in the prestigious “Loan Collection”. Professional recognition of his work includes the Masterpiece Award from Fuji Film USA and the Sunset Print Award from LexJet.

Judy Host has redefined the Portrait Photography world with her unique talent for capturing the innocence and trust that lies within the heart of each individual and has earned her the respect and recognition of her colleagues. Her photography has

been internationally recognized for its innovative style and technique. Recently her work was selected for exhibition in the Valade Family Gallery in Detroit, MI and the Crocker Art Museum in Sacramento, CA.

Monica Royal started making images when she was just 12. She had an old camera that she had to shake to make it work. Times have changed, she has a better camera now. She also has one of the most discerning eyes in the macro fine art world. Monica sees things that others overlook. Mostly self taught, Monica practices what she preaches. “If you are fascinated and obsessed with something, then THAT is what you should photograph! You don’t have to specialize to be a great artist but if you do one thing well, just keep doing it!”

Drew Loker has been an avid photographer for over 30 years, with over 25+ of those years shooting as a wedding photographer, photojournalist/ photo editor, and most recently, 19 years of teaching high school photography. Helping students develop to see the beauty in life is his most important goal. Drew’s favorite photography is landscape and low lighting work. But he also enjoys people photography...and, surprisingly, even the weddings. “It is all about making a dramatic impact with a powerful image.

There are several other speakers. For more information, schedule and registration, visit the [website](#).

# Field Trips

## Imahara's Botanical Garden Saturday, April 9, 2016

Led by George Carpenter

Meet 8:00 am at the McDonald's on Drusilla. The cost is. \$15.00/ \$12.50 senior. We will be photographing plants, flowers and landscape, plan accordingly as to the equipment to bring. Any lens, a macro is good. Bring tripod.

[More information and map of garden.](#)

[Register Here.](#)



## Rural Life Museum and Grounds - with a Twist! Saturday, April 30, 2016

Led by Bernie Gillette

Meet up at McDonald's on Drusilla at 9:30  
\$5.00 Entrance fee

The Rural Life Museum is a popular location for many photographers. From the Blacksmith Shop, the Trotter's house, General Store, the Church or the gardens, there is something of interest for all. Some may say, I've been there done that, don't need to go back.

While I invite you to return, here is the "TWIST" part, I also want to limit you to using only a wide angle lens. A lens is generally considered to be "Wide Angle" when its focal length is less than around 35mm. (On a full frame camera.) The definition of a "Ultra-wide" begins with focal lengths somewhere around 16 – 24mm. The intent is to challenge us and discover what

the wide angle lens can do for us. Thereby, improving our photo skills.

A wide angle lens can be a powerful tool for exaggerating depth and relative size in a photo. However, it's also one of the most difficult types of lenses to learn how to use. What makes a wide angle unique? A common misconception is that wide angle lenses are primarily used for when you cannot step back far enough away from your subject. In fact wide angle lenses are often used for just the opposite, when you want to get closer to the subject.

Ideal applications for wide angle lens include landscapes and architecture. Generally they are not intended for portraiture.

Between, now and April 30, do your homework and study up on wide angle lens, then join us. We will learn and laugh at our

errors, and take pride in the new gained knowledge from this often over looked lens. Bring your battery charged laptop and we'll review the images we created while we enjoy lunch. Remember, only wide angle lens are invited to the party..



## Houmas House Saturday, May 21, 2016

Led by Lind Michel

Meet up at McDonald's on Drusilla at 9:30, depart at 10:00 or meet us at Houmas House at 10:30. The cost of entry is \$15 for just the grounds and \$25 for house and grounds. If we have 15 or more people, it is \$15 for house and grounds. We will shoot/tour until 12:30 and break for lunch at the Turtle Bar. After lunch, we will travel just down the road to the Cajun Village, for some rustic photography and beignets and coffee (for anyone interested).



What a great looking group that made the trek to the Mississippi Gulf Coast for the long exposure fieldtrip. Join us for the upcoming trips. You will make new friends and learn a lot.



# 2016 Exhibit Schedule

You must be a current, dues paid member in order to exhibit  
[exhibitcoordinator@laphotosociety.com](mailto:exhibitcoordinator@laphotosociety.com)

## Louisiana State Archives Exhibit (Louisiana Theme) April 2016

3851 Essen Ln, Baton Rouge, LA 70809

The hang date is April 7, 2016 from noon-1:00 pm, the theme is “Louisiana,” and the pick-up date will be May 27th, 2016 at 3:00 pm.

**The Bluebonnet Swamp Exhibit/Competition/Sale** is one of our official exhibits this year although it is open to any photographer outside of LPS as well.

The theme this year is “Swamp Patterns”

Hang date is May 2, 2016 at 9:00 am

“Meet the Artist” Reception will be on May 29, 2016 from 2:00-4:30 pm.  
There is a limit of 1 photograph per artist with a maximum size of 16x20.

Ken Wilson will be doing a “Photography 101” workshop and the Bluebonnet Swamp will have his wildflower photography book for purchase at the gift store.

See the website for full details and link to the entry form

## Arts Council of Greater Baton Rouge June 2016

Firehouse Gallery 427 Laurel Street  
Baton Rouge, La 70801

Details TBA All photos must be for sale, add a 30% commission to your price.

## Goodwood Library Exhibit (Includes a digital projected exhibit) October 2016

Hanging date: Saturday, October 1 at 10:30 am

# Monthly Competition

The theme for this month’s competition is photojournalism so I wanted to write an article explaining what is acceptable.

Wikipedia defines photojournalism as a particular form of journalism... that employs images in order to tell a news story. It is now usually understood to refer only to still images, but in some cases the term also refers to video used in broadcast journalism. Photojournalism is distinguished from other close branches of photography (e.g., documentary photography, social documentary photography, street photography or celebrity photography) by complying with a rigid ethical framework which demands that the work is both honest and impartial whilst telling the story in strictly journalistic terms. Photojournalists create pictures that contribute to the news media.

For our purposes here in the club we adhere to the GSCCC competition rules which state:

- Photojournalism entries shall consist of images or sequences of images with informative content and emotional impact, including human interest, documentary and spot news.
- The journalistic value of the image shall receive priority over pictorial quality. In the interest of credibility, images that misrepresent the truth and model or staged set-ups are not permitted.
- Techniques that add to, relocate, replace or remove any element of the original image, except by cropping, are not permitted. Techniques that enhance the presentation of the image, without changing the photojournalism content, are permitted. All adjustments must appear natural. Color images can be converted to gray scale monochrome.

You may visit the [Gulf States Camera Club Council](#) website for complete information about all competition categories.

2016 Competition Schedule			
April	Print	April 21	Photojournalism
May	Projection	May 19	Mailboxes
June	Print	June 16	No Theme
July	Projection	July 21	Reflections
August	Print	August 18	No Theme
September	Projection	September 15	No Theme
October	Print	October 20	“Spook”tacular
November	Projection	November 17	Shadows

A quick check of the Internet produced a few links which may be helpful:

[Great Photojournalism](#) is a collection of works by professional photojournalist from all over the world.

[American Photo Magazine](#) has a collection of 59 prize winning photojournalism images

[GettyImages](#) has a vast archive of photojournalism images

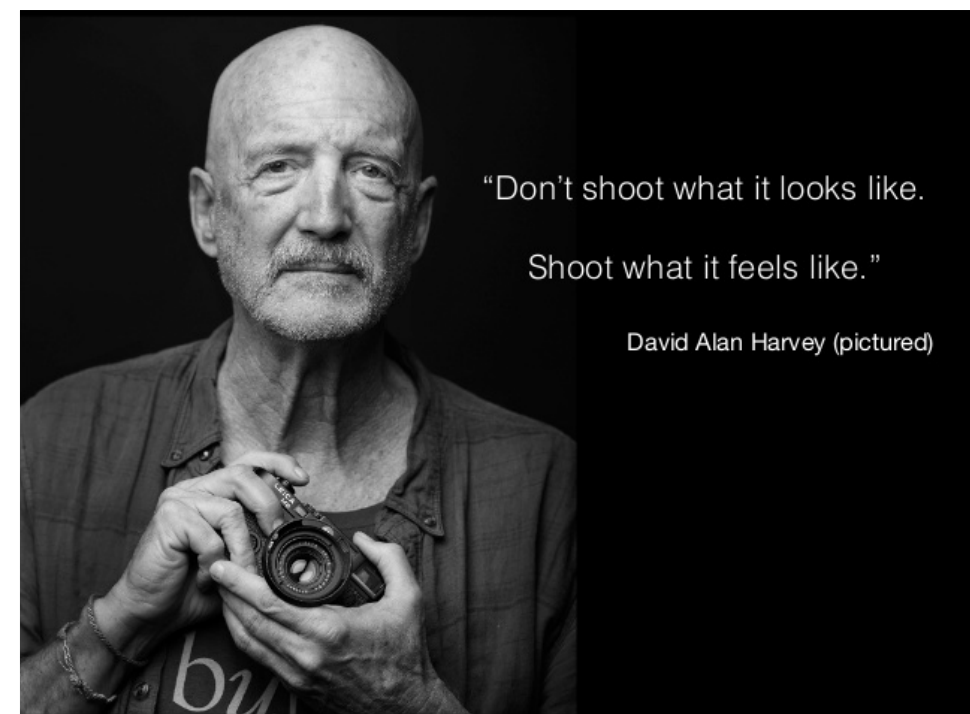
[The Weeks Best Photojournalism](#) is just that, images from the past week.

I hope you find some inspiration here and look forward to you incredible images.

Reminder- you must be a current member to participate in the competition. That means you must have paid your dues before the meeting to be eligible.

Please place your image facing the wall and fill out the place card. The competition team will collect the cards and turn the images around at the start of the competition.

No frames are allowed and the images must be self supporting. You may enter a total of two images and might consider making them 8x10 or 8x12 so they will be available for submission to the GSCCC competition.



# Level A Winners



## COLOR

1st Place	Moon Over Balanced Rock	Cathy Smart
2nd Place	Moon Rise Over Gulfport Bay	Linda Medine
3rd Place	Grace Church Cemetery	Bruce Roberts
Honorable Mention	Love Birds	Kathy Reeves
Honorable Mention	Blood Moon	Rick Lecompte

## MONOTONE

1st Place	Fireworks On Calcasieu River	Linda Medine
2nd Place	Midnight Maddness	Kathy Reeves

*Moon Over Balanced Rock*  
Cathy Smart  
Level A, Color, 1st Place



*Moon Rise Over Gulfport Bay*  
Linda Medine  
Level A, Color, 2nd Place



*Grace Church Cemetery*  
Bruce Roberts  
Level A, Color, 3rd Place



*Love Birds*  
Kathy reeves  
Level A, Color, Honorable Mention



*Blood Moon*  
Ric LeCompte  
Level A, Color, Honorable Mention



*Fireworks on Calcasieu River*  
Linda Medine  
Level A, Monotone, 1st Place



*Midnight Maddness*  
Kathy Reeves  
Level A, Monotone, 2nd Place

# Level B Winners



COLOR

1st Place  
Moinul Mahdi

2nd Place

3rd Place

Honorable Mention

Honorable Mention

MONOTONE

1st Place

Picture Perfect

Full Moon Rising

Peeking Thru

Corner Columns

It's Behind Me, Isn't It?

Moonlit Bean

Tim Donnelly

Darrel Leblanc

Mike Cooper

Mark Canatella

Moinul Mahdi



*Picture Perfect*  
Moinul Mahdi  
Level B, Color, 1st Place





*Full Moon Rising*  
Tim Donnelly  
Level B, Color, 2nd Place



*Peeking Through*  
Darrel LeBlanc  
Level B, Color, 3rd Place



*Corner Columns*  
Mike Cooper  
Level B, Color, Honorable Mention



*It's Behind Me, Isn't It?*  
Mark Canatella  
Level B, Color, Honorable Mention



*Moonlit Bean*  
Moinul Mahdi  
Level B, Color, 1st Place

# Picture Perfect

By [Theresa Mullins Low](#)

This is a great time to visit our wonderful state of Louisiana! April affords beautiful scenery and almost perfect weather. Photographers take advantage of all those outside events which include Louisiana festivals. When we think of festivals we think people, food, fun, and entertainment. Remember images tell a story - use your imagination.

Do research prior to the festival. Consider the weather. How is the lighting? What does the festival celebrate? Then plan to arrive early. You will want to photograph those who are involved in preparing for the festival. And, that up-close parking space is waiting just for you. By the way, don't forget your portable lawn chair!

Your zoom lens on your compact camera or a medium telephoto lens should be sufficient to tell your story. Lens from focal lengths 18-200mm is perfect. This allows for those wide angle shots to capture the event or at the longer focal length to get portraits of the participants. A longer telephoto lens provides a greater magnification factor. This means if you photograph a person or subject very far away simply zoom in and you may crop your photo and still have a quality photo for print. Your zoom lens or longer focal length also allows you to photograph a person without intruding in their personal space. Keep in mind that the longer focal lengths require faster shutter speeds and last increase the ISO to obtain sharpness. Zoomed in you will see those natural facial expressions that portray ones emotion for that moment in time which tells the story of the festival.

First take that landscape shot, such as the entire stage area to capture the entire scene. You will now have the shot and will have seized the moment. As you get closer continue shooting. Those up-close and personal shots earn the photojournalism opportunity. Performers and musicians have lots of energy while they perform, and show many facial expressions. Keep a smile on your face to



encourage a smile from the one being photographed. Focus on the colors and patterns that make up the festival. Look for costumes, those floats, vendors – zoom in or get close. If you can take a photo which includes color, some pattern or lines and a sense of emotion, you have got yourself a prize winning photo. Even though festivals are about food, fun and music, a festival is really about the people.

Auto ISO is a great feature on some DSLR cameras but I suggest set a maximum ISO to control noise according to your camera. Check the camera's manual for instructions.



Our next Louisiana Photographic Society is being held April 21, 2016 at 7:00 p.m. and is held every third Thursday of each month. The meeting is held at the Goodwood Library, 1<sup>st</sup> Floor, large conference room. For more information visit our website at: [Louisiana Photographic Society](#) The scheduled guest speaker is Deborah Burst who is an award winning photographer and writer. She will be speaking about images in sacred places. You may visit my website at [www.theresamullinslow.zenfolio.com](#)


# Member Submissions



Earl Arboneaux recently attended the Annual Rod's car show held at Holiday Inn in Baton Rouge. His images reflect details, curves, lines, and reflection, to train the mind and eyes...

Light, lines, color and patterns are all around us. It is always a good exercise to look for unique ways to photograph a familiar subject.

Thanks, Earl, for sharing with us.



# A Couple of Truths About Photography

By Bernie Gillette



## There is no “Knack”

Everyone has to learn the various photography rules. Some are quick learners, some, like me, take smaller steps and learn slowly. Photography is an art, not a gift and learning is part of that art.

Often we have all heard, “You have such wonderful images, I love them, you must have a wonderful camera. I know they are being kind and are expressing good intentions. But I feel insulted.

We have worked our butts off to capture that image! The photo is the result of many years of effort, early morning hours and many miles traveled. Thousands of failures and deleted images, not to mention the investment in photo gear. Nothing about that image was given to me it was earned.

Of course, I don’t say that, I thank them and smile.

Photography can be learned, it takes practice, and you will discover how leading lines and light interact to create that pleasing image. You will learn how to use your camera to the fullest potential. Suddenly it will click!



## Patience

You’ve got to be patient. Wildlife photographers understand it, Landscape photographers understand it. Sometimes we arrive at a site, the light is perfect, or perhaps the wildlife is waiting in the perfect location, as if it

is all staged. Rarely does this happen. More often, we have to wait, and wait and wait.

We have all seen spectacular images, perfect setting and timing. The photographer’s patience is on display along with the photo. To be honest, I am not very good at patience. I like to move and explore. When I force myself to wait, be silent, that’s when I am rewarded and you will be too.



## Amateur

There is nothing wrong with being an amateur. Being an amateur does not mean you are any less talented than a professional photographer. In fact, in many cases I’d say it’s just the opposite. Professionals have chores amateurs don’t. Invoicing, marketing, computer time, much less time creating images. Often the professional photographer has to create miracles, by creating attractive images of uncooperative subjects.

Photography is an art, not a gift and learning is part of that art.

The images professionals shoot are for clients, not those we make for ourselves. Often photos created for others are not as good as those we are passionate about. Amateurs photograph whatever they please, and that means they are creating photos that matter to them.

Skill and artistic sensibilities are not the sole territory of professionals. Some of the finest photographers I know do not make a living from their photography.

Equipment! Here is something to think about! Pros often cannot afford the latest and best photo tools. With the exception of the very top professionals, pros are not millionaires, or even close. Like most folks, professionals must cover mortgages, food, insurance, auto payments and business expenses. Don’t consider leaving your day job until you are capable of earning twice your salary with photography.

Yep, nothing wrong with being an amateur.




## Post processing is a tool, not a crutch

Perhaps you have heard this before, “There is no un-suck filter.” If your image stinks when it goes into Photoshop or Lightroom, it’s going to stink when it comes out.

Don’t over-process your images. What matters in an image is the way it speaks to the viewer, the photo commands attention. Make your image meaningful and you will not be required to reply on post-processing.

I’m not the first to say this and won’t be the last, “Get it right in the camera!”

In conclusion, what really matters about photography is not the final image, but the process of making it. Forget about the new shiny photo toys, practice the art, be patient, don’t get caught up in labels, make your best images in the camera and have a good time.



**Louisiana Curiosities: Quirky Characters, Roadside Oddities & Other Offbeat Stuff**  
List Price \$16.95 Amazon Price \$14.03 Kindle \$13.33

All winter you have been saying once it warms up you are going to get out and take more pictures. Well with winter behind us and spring here we have no more excuses.

But now you are asking yourself where can I go to take pictures?


I mentioned to my wife the other day that I wanted to go to Africa and take pictures. She then asked me when was the last time I had been to the Audubon Zoo or Global Wildlife? She was right, I want to go clear across the other side of the world but I haven’t even seen the sights in my own backyard.

If you are looking for a place to take a picture in Louisiana, then this book is for you.

I know as you read this book you will say I never knew that existed or you will tell somebody did you know that such and such was there?

This book is like having a tour guide.

I promise that after you finish reading *Louisiana Curiosities* you will have a list of places to take pictures.





In addition to the interclub competitions you, as an individual member of PSA, can enter contests. Some are digital and some are print. Categories include Individual Creative, Individual Portrait, Photo Essay, Nature, Photojournalism, Photo Travel, and Pictorial Print. By visiting the links provided you will find all the guidelines and deadlines for submitting as well as galleries of previous winners. We as a club are limited to 6 images every other month but you as an individual member may submit on your own. I encourage you to consider joining PSA.

**Here is a partial list of the member benefits you receive for only \$45.00 a year:**

- Opportunity to submit articles for potential publication in the PSA Journal
- Access to My PSA free web site services (e.g., Image Evaluation, Mentors, Consultants, resource links, up-to-date product and book reviews)
- Free online Individualized Photography Course, Advanced Photography Course, and Image Analysis Course
- Free Study Groups: online for digital images and via mail for prints
- Free services (e.g., Species Identification Service, Photo Travel Planning Service, Digital Product Information)
- Publication of photos on the PSA web site (e.g., a photo in the New Member Gallery on joining, in the Show Your Stuff Gallery on renewing for year two, and in ROPA Galleries following receipt of a PSA Distinction)
- Creation of a personal photo gallery on the PSA web site for posting up to twenty (20) images and a biography
- Competitions for specific topics/themes (e.g., Creative, Portrait) or format (e.g., 3D, digital essays, story boards, B&W prints)
- Reduced fee for PSA Adventures (e.g., Humanitarian trip to Cuba, cruises)
- Discounts on photography-related products and services



**PSA COMPETITION**  
PHOTOGRAPHIC SOCIETY OF AMERICA  
PROJECTED IMAGE DIVISION  
PID INTERCLUB - GROUP D



Round 4 is Due in May  
We need NEW images NOW  
Images are due April 5th!

We are allowed to submit 6 images per round. Please send 2 or 3 of your best so the team has a good pool of images to choose from and can send a variety. If you have any questions or need assistance in preparing images, contact the PSA Rep at [psaentry@laphotosociety.com](mailto:psaentry@laphotosociety.com).

**2015-16 Competition Dates**

Round 4 - May 2016

**Entry Deadline**

LPS members in good standing may submit entries by the 5th of the month prior to each round; it is requested that members submit no more than 3 images per round

**Category**

Projected Image Division  
General Category (open to all digital images, including color, B&W, and manipulations)

**Image Requirements**

Format: JPEG only  
Color Space: sRGB recommended  
Image Size: HORIZONTAL - MAX 1024 WIDE;  
VERTICAL - MAX 768 TALL  
File Name: Title of Image

**Submit Entries**

Email to: [psaentry@laphotosociety.com](mailto:psaentry@laphotosociety.com)  
Subject Line: PSA Competition  
Body of Email: Title of Image - Your Name  
Attach image

**2016 LPS OFFICERS**

President:  
Theresa Low  
[president@laphotosociety.com](mailto:president@laphotosociety.com)

Vice President:  
Butch Speilman  
[vicepresident@laphotosociety.com](mailto:vicepresident@laphotosociety.com)

Past President:  
Linda Medine  
[pastpresident@laphotosociety.com](mailto:pastpresident@laphotosociety.com)

Secretary:  
Cathy Smart  
[secretary@laphotosociety.com](mailto:secretary@laphotosociety.com)

Treasurer:  
Janet Gelpi  
[treasurer@laphotosociety.com](mailto:treasurer@laphotosociety.com)

**2016 LPS COORDINATORS**

Digital Projection:  
Gene Bachman  
[dpcontestcoordinator@laphotosociety.com](mailto:dpcontestcoordinator@laphotosociety.com)

Education:  
Diane Linder  
[educationcoordinator@laphotosociety.com](mailto:educationcoordinator@laphotosociety.com)

Equipment:  
Mark Canatella  
[equipmentcoordinator@laphotosociety.com](mailto:equipmentcoordinator@laphotosociety.com)

Exhibits:  
Cris Garcia and Rachel Villani  
[exhibitcoordinator@laphotosociety.com](mailto:exhibitcoordinator@laphotosociety.com)



Facebook:  
Stephanie Ross  
[facebookcoordinator@laphotosociety.com](mailto:facebookcoordinator@laphotosociety.com)

Field Trips:  
Chris Campbell/Bernie Gillette  
[fieldtripcoordinator@laphotosociety.com](mailto:fieldtripcoordinator@laphotosociety.com)

Greeter/Name Tags:  
Stephanie Ross, Jan Ross  
[facebookcoordinator@laphotosociety.com](mailto:facebookcoordinator@laphotosociety.com)

GSCCC Representatives:  
Gene Bachman - Digital  
LaTonya Elmore - Prints  
[GSCCCcoordinator@laphotosociety.com](mailto:GSCCCcoordinator@laphotosociety.com)

Library Resources:  
Helen Haw  
[librarycoordinator@laphotosociety.com](mailto:librarycoordinator@laphotosociety.com)

Monthly Competition:  
Darrel LeBlanc  
[monthlycompetitioncoordinator@laphotosociety.com](mailto:monthlycompetitioncoordinator@laphotosociety.com)

Mentor Coordinator:  
Tammy Heil  
[mentor@laphotosociety.com](mailto:mentor@laphotosociety.com)

Newsletter:  
Renee Pierce  
[newslettereditor@laphotosociety.com](mailto:newslettereditor@laphotosociety.com)



Programs:  
Pam Kaster  
[programscoordinator@laphotosociety.com](mailto:programscoordinator@laphotosociety.com)

PSA Competition:  
John Crifasi  
[psaentry@laphotosociety.com](mailto:psaentry@laphotosociety.com)

Publicity:  
Mark Claesgens  
[publicitycoordinator@laphotosociety.com](mailto:publicitycoordinator@laphotosociety.com)

Refreshment:  
Dennis Stevens

Website:  
Renee Pierce/Gail Dixon  
[websitecoordinator@laphotosociety.com](mailto:websitecoordinator@laphotosociety.com)

Competition Review Chair:  
Linda Medine  
[pastpresident@laphotosociety.com](mailto:pastpresident@laphotosociety.com)



Check out our  
[Facebook Page](#)

The LPS website has a quick checklist for preparation of images for digital projection competitions. The new checklist can be found on the Monthly Competition page of the website, or by using this [link](#).

LPS Members are encouraged to submit photographs and articles for inclusion in FOCUS, the Louisiana Photographic Society Newsletter. Items received up to 3 days before the end of the month will be included in the following month's newsletter. Send your submissions to:

[newslettereditor@laphotosociety.com](mailto:newslettereditor@laphotosociety.com)

## WELCOME TO LOUISIANA PHOTOGRAPHIC SOCIETY



LPS communicates to members through website, e-mail, and monthly meetings. All members are encouraged to visit the LPS website at [www.laphotosociety.com](http://www.laphotosociety.com) for the latest on club news and events. The monthly newsletter "FOCUS" is available on the website on the first day of each month. Please provide an e-mail address below to receive club updates. If you do not receive e-mail communications after 30 days, notify LPS at [treasurer@laphotosociety.com](mailto:treasurer@laphotosociety.com)

**Select one:** ☐ Membership Renewal ☐ New Member

If you are a New Member, how did you learn about LPS:

☐ Current Member ☐ LPS Website ☐ Newspaper/Magazine ☐ Social Network ☐ Other \_\_\_\_\_

**Select one:** ☐ Individual Membership \$25.00/year ☐ Student Membership \$5.00/year—Must be a current student

Name \_\_\_\_\_ Date \_\_\_\_\_

Address \_\_\_\_\_ City \_\_\_\_\_ State \_\_\_\_\_ Zip \_\_\_\_\_

Home Phone ( ) \_\_\_\_\_ Cell Phone ( ) \_\_\_\_\_

E-mail Address \_\_\_\_\_

☐ Additional Family Member \$5.00/year—ONLY available with the Individual Membership, not Student Membership

Name \_\_\_\_\_ Date \_\_\_\_\_

Mailing Address \_\_\_\_\_ City \_\_\_\_\_ State \_\_\_\_\_ Zip \_\_\_\_\_

Home Phone ( ) \_\_\_\_\_ Cell Phone ( ) \_\_\_\_\_

E-mail Address \_\_\_\_\_

### SPECIFY FOCUS OF PHOTOGRAPHY:

### SPECIFY AREA OF LEARNING INTEREST:

### SPECIFY AREA OF INTEREST IN CLUB PARTICIPATION:

- ☐ Competition (set up, tally votes, present ribbons)
- ☐ Education (plan/teach, set up workshops and seminars)
- ☐ Equipment (store, transport, set up for LPS functions)
- ☐ Exhibits (explore locations, set up/take down exhibits)
- ☐ Field Trips (plan and arrange to photograph at various sites)
- ☐ Gulf States Camera Club Council (GSCCC liaison, collect and submit entries for GSCCC competition)
- ☐ Library (display and maintain materials, check-in/out)
- ☐ Programs (plan speakers, make arrangements for speakers at monthly meetings)
- ☐ Projection (set up and operate equipment for digital projection competition)
- ☐ Publicity (publicize programs, meetings, events)
- ☐ Refreshments (plan and set up refreshments)

YOUR PARTICIPATION IS GREATLY APPRECIATED!