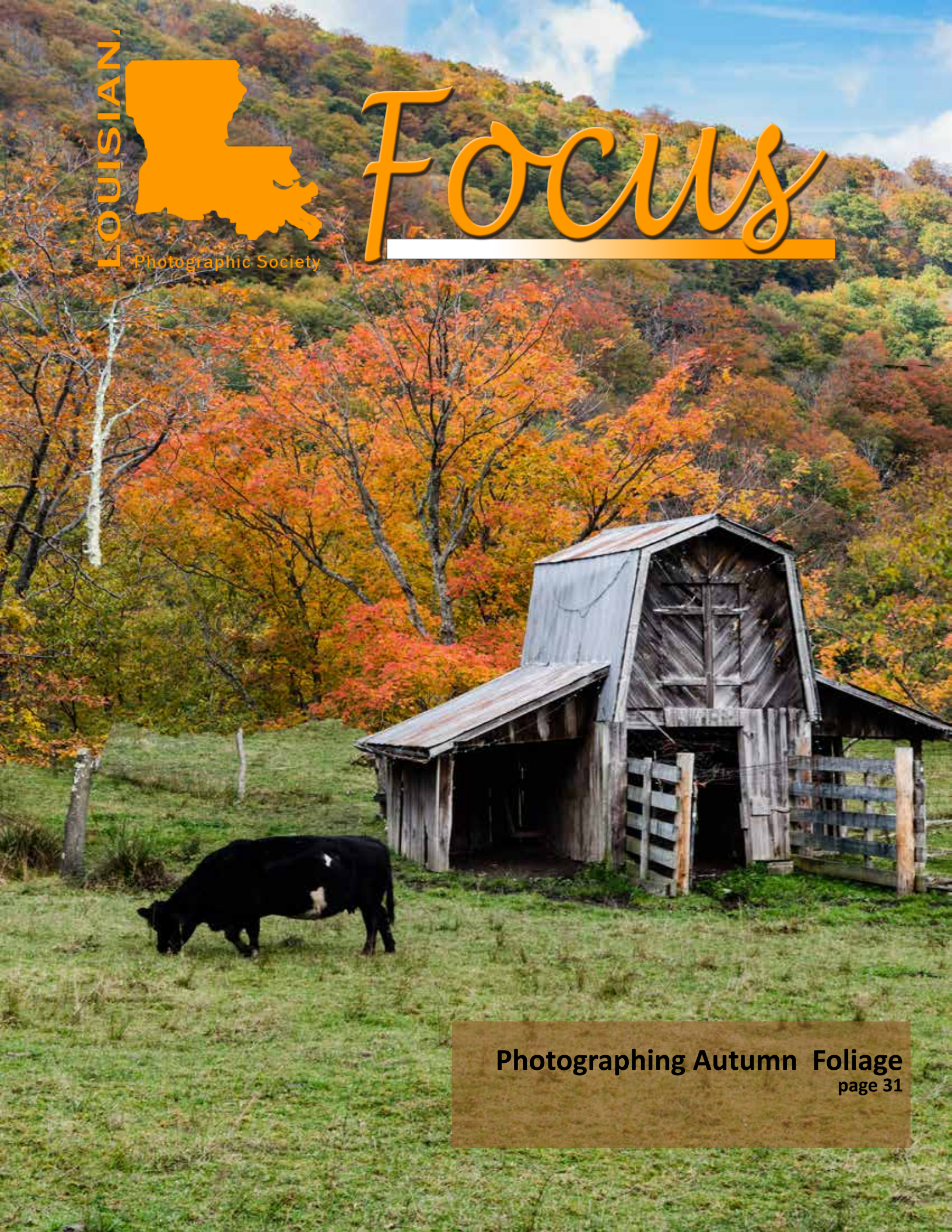


LOUISIANA,



Photographic Society

Focus



Photographing Autumn Foliage
page 31

OCTOBER EVENTS

October 1, 2016

Holiday Photo Tips

8:30 am Goodwood Library

10:30 am Hang Images for Library Exhibit

October 6, 2016

PSA Critique Report

6:30 pm Garden Center

October 15, 2016

Festival's Acadiens de Creoles in Lafayette

9:00 am departure from McDonald's on Drusilla

October 20, 2016

Monthly Meeting

7:00 pm Goodwood Library
Print Competition;
Theme is "Spook"tacular

Cover image by Renee Pierce

Louisiana Photographic Society meets on the third Thursday of each month at the Goodwood Library, 7711 Goodwood Blvd, Baton Rouge, LA 70806

Guests are always welcome. Membership dues are \$25/year. Each additional family member \$5/year

PO Box 83834
Baton Rouge, LA 70884
www.laphotosociety.com

Copyright

© Louisiana Photographic Society, 2015. Unauthorized use and/or duplication of this material or images/photographs without express and written permission from author and/or owner is strictly prohibited. Excerpts and links may be used, provided that full and clear credit is given to the photographer and Louisiana Photographic Society with appropriate and specific direction to the original content.

In This Issue

President's Message 3 Field Trips 10

Festival's Acadiens de Creoles
Great Smoky Mountains
Renesiaance Festival
Dickens on the Strand

Education 4

Holiday Photo Hints
PSA Critique Results
Lagniappe, Mindy Guidry

Competition 12

Prints, "Spook"tacular theme

Library Corner 6

Overview of history of photography

Picture Perfect 30

Theresa Low - It's all about light.

Member Profiles 7

Featuring Cris Garcia

Photographing Autumn Foliage 31

Bernie Gillette offers suggestions in preparation of the October field trip

Exhibits 8

Goodwood Library

Speaker Info 9 Opportunities 33

Sports Panes with Mark Legrange, Jose Yau, Jose Delgado

PSA Information 35

Call for images

Theresa's Thoughts



Fall is here and LPS photographic opportunities are abounding. We returned to our meeting in September with hopes of going forward after the great flood of 2016. And yes progress is being made.

This month we have had the pleasure of two great professional artist, Zack Smith a fine art and commercial photographer, and Jeremiah Ariaz who is an assistant professor of photography at LSU being a landscape artist. Both these artist brought their photographic perspective to LPS giving their view of photography. I personally am reminded of guidelines that I should be utilizing to create my image. It is no wonder LPS has so many skillful photographers.

LPS continues to enjoy field trips led by Bernie Gillette. The Southern Forest Heritage Museum and sawmill was a first time experience for me. The textures and colors were awesome and a place about Louisiana's history.

On October 6 look forward to reviewing some 59 photographs critiqued by a professional, Jon Fishback of PSA. Also, Linda Medine is teaching us Holiday Hints on October 1. Linda was our President last year and continues to share her knowledge of photography. Thank you, Linda, for sharing your wealth of photographic experience.

October is our month to reach out and bring a guest to our meeting. I hope that you can reach out to a friend who may be interested in photography and bring them to our meeting in October.

Remember our dues may be paid in October through the end of the year to avoid any disruptions to services in January.

The Special Olympics and State Fall Games to be held in Lafayette on Oct. 15 and 16. Photographers are needed to donate a bit of their time. Contact Bridget at johnm Mayo@bellsouth.net

Our Christmas party is December 6 at Toni Goss's house. I personally hope that each one of you can make it to this special event for us. Awards and food!

Go be kind, share your images, time and talent.

Theresa Mullins Low
President

Holiday Photo Hints!
Join Linda Medine for some helpful hints on how to bring zing to your holiday family pics!

**October 1, 2016
8:30a-10:30a
Main Library, Goodwood Blvd.
Conference Room A, second floor**

Register online: laphotosociety.com

LPS members -this is also our hang date at the library -don't forget to bring your prints to hang at 10:30a!

HOW CAN I IMPROVE MY IMAGES ? PSA CRITIQUE RESULTS October 6, 2016 6:30-9:00 pm Garden Center

Keep in mind we will start at 6:30 pm and are asking for you to bring a drink or light snack to share

This is the program we postponed on September 1st because of the "great flood of 2016."

John Fishback, Education Services Director and instructor for PSA has given each LPS member written feedback on the 59 images submitted in July for review. These images and John's feedback will be presented in place of the Critique meeting on October 6th.

We will do our best to keep the owners confidential yet allow for some discussion of the reviews. Please come join us even if you did not submit an image as we can all benefit from this information.

Lagniappe
November 3, 2016
Mindy Guidry
7:00-9:00 pm
Garden Center



Mindy Guidry is a locally known photographer from Breaux Bridge, La., known mostly for her style with digital photographic art. Mindy has been involved with photography for over 20 years in one form or another including having her own portrait business for a time. She continues to dabble in senior portrait photography and also works for several real estate agents doing HDR real estate photography for their listings. However, her real passion can be found in her nature photography and her love for animals, which ties nicely into the kind of digital art she produces. Her photographic style is diverse and creative. She tries to keep her audience captivated and curious with each piece she creates.



Mindy will be here to give us a rare opportunity to watch her create some of her digital art LIVE. She will demonstrate some of her artistic techniques inside of Photoshop. She will step us through several examples of how she achieves depth and interest, by turning an ordinary photo into a piece of art. You can find some of her work on Facebook and on her website www.mindyguidry.com. She promises that everyone will come away with a little something that will inspire the artist in each of you.



Now accepting your \$25.00 dues for next year. A change for this year. In order to participate in competitions in January 2017, you must pay your dues prior to the meeting. We do not have a meeting in December so this means you need to pay at the October or November meeting or mail in by mid December. You will also need to complete a new member registration form which is included at the end of the newsletter. Please check off at least one area you would be willing to help.



Call for Member Profiles



Do you enjoy getting to know other club members? Do you come to meetings and find there a lot of people you don't know? Well, there is a solution to that. Fill out a member profile and we will run it in the newsletter. You will get to know a little about your fellow members and they will get to know you.

We now have close to 200 members and limited time to get to know them all. This is a way to do a brief introduction. You may even find someone who has interests similar to yours and they will become a photog partner. It is easy to do. Just go the the [link](#) provided and answer a few questions, attach a photo of yourself and up to 3 additional images and hit send. It is that easy.

Here is the [link to submit your profile](#).
Thanks in advance for your participation and support.

Nomination of Officers:

At our general meeting on November 17, 2016 LPS will elect officers for the coming year.

Per our constitution, the vice-president assumes the presidency the following year; Butch Spielman will serve as president next year. The following offices will be filled at the meeting and begin serving in 2017:

Vice-President
Treasurer
Secretary

These three officers, along with the president and immediate past president make up the LPS Executive Board.

Any member may be nominated for these three elected positions, so if you're interested, please reply by email or put your name on the ballot for the meeting on the 17th. All nominations from the floor require the person nominated must be in agreement to serve.

Committee chair persons are not elected. Currently we need a refreshment chair person, a field trip assistance person who will be willing to take over the position, and an assistant equipment person.

The success of this club is dependant on the willingness of members to serve. I hope you are willing to find a place to give your time.

Monthly Competition 2016 Schedule			
October	Print	October 20	“Spook”tacular
November	Projection	November 17	Shadows

Reminder- you must be a current member to participate in the competition. That means you must have paid your dues before the meeting to be eligible.

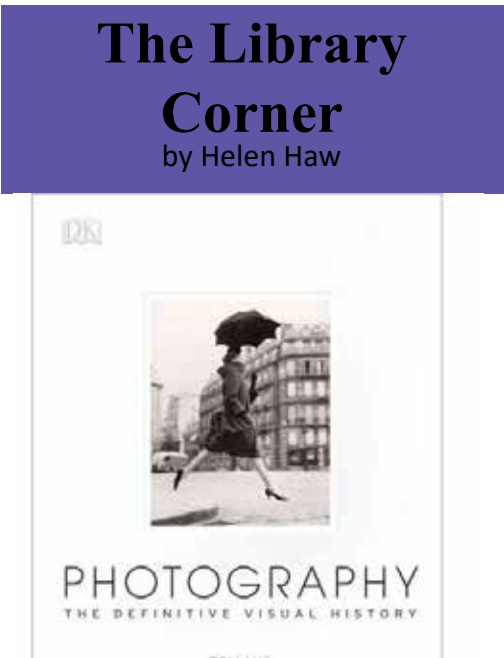
Please place your image facing the wall and fill out the place card. The competition team will collect the cards and turn the images around at the start of the competition.

No frames are allowed and the images must be self supporting. You may enter a total of two images and might consider making them 8x10 or 8x12 so they will be available for submission to the GSCCC competition.

Mentor Program

Are you new to photography or just want to get out of auto mode? If so, we have a program for you and it’s called the Mentor Program. Mentoring is a practice where someone shares their knowledge and experience in photography and helps further your skills and knowledge. It can also help you gain confidence in your abilities. Are you interested in improving your photography? Do you feel unsure about how to use your camera? Our program consists of volunteer photographers within the LPS who can assist you with your questions pertaining to depth of field, shutter speed, ISO, etc. and can be very helpful for someone that needs a little extra help.

If you are interested in being a mentor or if you would like a mentor, please send the following information to mentor@laphotosociety.com. Name, e-mail address, cell number, type of camera you use, and type of photography you are interested in (example: wildlife, flowers, portrait, landscape, etc.) and if you want to be a mentor or be mentored.



There is a short article on the history of photography by N. Lee in the Salem Press Encyclopedia dated January, 1916. This work begins with the use of light as early as the fifth century. It includes the popularity of daguerreotypes as an inexpensive method of capturing portraits compared to paintings. The work continues discussing the development and uses of photography.

The article concludes with an observation it is difficult to become a successful professional photographer as the field is currently overcrowded. The article is an interesting overview of the history of photography.

If the reader finds the article mentioned above of interest and would like an in depth study of photography, the book Photography: the Definitive Visual History by Tom Ang published by DK Publishing in 2014 fits the bill. This book gives the history of photography, but in much greater detail through its 480 pages and includes some illustrations. The work gives information on the people, photographs and technologies. This book is definitely not a quick read, rather it is to be enjoyed as it profiles 50 of some of the famous photographers as it recounts the history of photography.



Cris Garcia

Where are you located?
I live in the small town of Brusly, LA in West Baton Rouge just a couple blocks from the old Cinclare Sugar Mill.

How did you get interested in Photography?
My father bought me a 35mm Miranda film camera for a photography class I was taking in high school. Not too long afterwards, my father and I built a darkroom in the basement of our house and I started photographing landscapes and still life around Atlanta, GA. My favorite camera became a little Yashica Twin Lens Reflex camera, which I used for a college course in photography. Although I barely had time for photography, I dappled a bit with my cameras, while getting my B.S. and M.S. degrees from LSU. Through my career in marine biology, I had been introduced to SCUBA diving and underwater photography using point and shoot cameras. I decided to take the plunge and purchased a used underwater camera housing for my Nikon D7000 while diving in Australia. My photography quickly expanded from shooting underwater scenes to include both landscape and wildlife photography.

How long have you been a club member?
I joined the Louisiana Photographic Society in October of 2014.

What are your goals as far as photography are concerned or what do you hope to get out of being a club member?
As a scientist and photographer, my goal is primarily to promote habitat and wildlife conservation through photography. I hope that my photographs inspire others to adventure out and forge their own connection with nature. As a member of the club, I hope to meet



Member Profile



other like-minded photographers around Baton Rouge, but also to meet other photographers that will challenge me to improve my photography through insightful critique.

What type of photography are you interested in?
I primarily focus on wildlife, landscape, and underwater photography. However, I am very interested in astrophotography and have had a few successes photographing star trails. I am making definite efforts to learn portrait and wedding photography as well.

What photographers inspire you?
The list is very extensive, but here are a few: Ansel Adams, Nick Brandt, Art Wolf, Paul Nicklen, Thomas Mangelsen, Mac Stone, and Frans Lanting. However, I am also inspired on a daily basis by my fellow club members.

Do you use programs for post processing and if so, what are your favorites?
I am a self-taught Lightroom user who experiments in Photoshop only when necessary.

What equipment is in your camera bag when you go out shooting?
How much I carry usually depends on where I’m going, how tough the trail is, and what photographic opportunities are there. For wildlife photography I carry my Nikon 300mm F/2.8 prime lens, Nikon 2x teleconverter, and tripod. For underwater photography, I pack my Nauticam underwater housing and ports, strobe, Tokina 10-17mm wide angle, Nikon 105mm macro, and a Nauticam super macro converter. For landscape photography, I carry my 50 mm prime lens and tripod.



Exhibits

Goodwood Library Exhibit

The Goodwood Library will be hosting our exhibit for October, which will include both digital and print versions of photographs.

Hanging date: Saturday, October 1 at 10:30 am

Take Down: Sunday, October 30 at 2:30pm

Printed images must be framed, unless printed on canvas (framed or mounted) or metal, and no larger than 16x20 inches.

You must be a current, dues paid member in order to exhibit
exhibitcoordinator@laphotosociety.com

HELP WANTED

We are still in need of a backup for the Refreshment Coordinator for the remainder of this year and hopefully remain in position for next year. This is a great opportunity for training.

If you are interested in this position, please contact Theresa at president@laphotosociety.com.

THE ADVOCATE

We are in full swing with The Advocate project. **The September date will be pushed back a little due to the workload created by the flooding and migration to a new content management system at The Advocate. You still have time to submit your images.** PLEASE use the Subject "Advocate Images." We are asking for no more than three images per member. This number may vary depending upon the response that we get in fulfilling the Advocates' needs.

The subject of the images should reflect the environs of the Advocates' subscription range. Preferred are images from across South Louisiana. Images MUST be no smaller than 1 meg and no larger than 4 meg and saved as .jpg files.

Detailed instructions for submissions may be found on our [website](#). This metadata is crucial to the Advocates' filing and recovery system. Thus, a failure to comply in that respect, will cause your image to not be accepted.

Each image will have a caption including your name and several sentences about the image so this is an excellent way to get your name out to the general public and show your work. We are live- [CHECK IT OUT](#) and tell your friends!

Speaker Info

Just in time for football season, our October meeting will feature a three speaker panel presentation and discussion of sports photography. Jose Delgado, Mark Lagrange and Jose Yau will share with us some of their images, experiences and techniques as they work the sidelines! From professional sports to local youth shooting, this presentation will be a special and different topic for LPS. Please make plans to attend, and invite someone who may enjoy this as well.



Jose Delgado

As a freelance photographer for over 8 years Jose's work has primarily centered on the youth sports industry. His focus has been on soccer, baseball and football. His awards include the Louisiana Press Association feature photo of the year. Additionally Jose has shot a number NFL games. From a style perspective, Jose's is known for his up and close capturing of decisive moments of action.



Mark Lagrange

More publicly known for his nature imagery, Mark has also pursued shooting sideline for WVUE Fox 8 sports. His work includes shooting the New Orleans Saints, LSU, and the Special Olympics. Additionally, Mark's work includes organizing photo teams to shoot for the Louisiana Special Olympics. Mark will facilitate our panel discussion for this evening.



Jose Yau

Jose is a freelance sports photographer for the Associated Press, Dallas Morning News, and the Waco Tribune. He has been a noted speaker at the PPA convention. His work has included shooting a number of teams including the Dallas Cowboys, Texas Texans, Baylor and Texas A&M, to name a few. Jose has spoken about a number of topics including how a professional sports photographer's expectations are different than an amateur.

**Christmas Party and Year End Awards
at the home of
Toni Goss
18733 Lake Harbour Ave.
Baton Rouge, LA
7:00 pm**

Field Trips

Great Smoky Mountains National Park October 23-26, 2016 Led by Bernie Gillette



Great Smoky Mountains National Park is definitely on the short list of places for all nature photographers to visit. The diversity of flora and fauna within the park gives anyone with a camera more than ample opportunities to capture beautiful scenes. We will be in the park October 23-26. A block of rooms are reserved at Talley Ho Inn in Townsend, TN but you will need to make your own reservations.

The soft gurgle of a mountain stream, the stillness of the open forest displayed in a pallet of nature's fall color, add in the parks wildlife are just a few of the countless scenes you will encounter.

The photo itinerary would include, Blue Ridge Parkway, Pigeon Rivers, Cade's Cove, Clingman's Dome, wildlife and numerous water falls to mention a few.

Festivals Acadiens et Creoles Girard Park, Lafayette October 15, 2016 Depart: McDonalds on Drusilla @ 9:00am Visit: www.festivalsacadiens.com



Festivals Acadiens et Creoles is a hoot. Although our field trip is scheduled for Saturday, October 15, the festival actually begins Friday, October 14 and continues through Sunday, October 16.

Music

Perhaps the main attraction to the festival is the Cajun Culture highlighted by the best Cajun and Zydeco bands attracting thousands of fans from across the country. Festival de Musique Acadienne, celebrating 36 years of entertainment, originated as the Tribute to Cajun Music Festival, an event that was designed to attract and education the younger generation to the traditional values of the Cajun Culture.

This event provides the photographer an ideal opportunity to capture the musicians at their best in available light. One does not have to complete against stage lighting in a dark venue. The festival features 6 stages. Some of the bands begin performing as early as 9:30 am. Truly a favorite of mine is the all-girl Cajun band "Bonsoir Catin" who will be appearing on Scene Mon Heritage stage @ 3:45. The web site has a listing for all the bands and their starting times.

In addition to the on stage performers, I enjoy capturing all the folks who enjoy the music. Some dancing and others just tapping their foot. Wonderful folks passing a good time.



C'est Bon (That's good)

The "Groceries" are authentic Cajun and Creole cooking at its best. Featuring a variety of seafood dishes, soft shell crab, artichoke lasagna, barbecue boudin, crawfish fettuccini, corn and crab bisque, plus much more. At least two dozen restaurants will be represented with something for everyone. Another opportunity to capture an attractive food photo, for sure.



Festival Acadiens Crafts

More than 50 crafts will be represented through the grounds. Perhaps an opportunity for macro photography.

Other Notes of Interest

The web site offers an option to download the current pocket's guide which includes all the event schedules, various menus and a map showing the location of the various stages and vendors.

Parking and shuttle information is also included on the web site. I propose parking at Cajun field and taking the shuttle service to Girard Park. Cost of the shuttle is \$2 each way.

Ice chest are not permitted, but lawn chairs are a good idea. Come join us and we'll all pass a good time, might even gat a couple nice photos..



Dickens on the Strand Galveston Island, TX December 2, 3 & 4



Wow! This trip promises exciting photo opportunities for photographers of any skill level. Not only for photographers but for all those in the family who are usually bored standing around while the photographer is puzzled about f-stops and shutter speeds?

This annual Victorian holiday features parades, non-stop entertainment on six stages, strolling carolers, roving musicians, bagpipers, jugglers and a host of other entertainers. Costumed vendors peddle their wares from street stalls and rolling carts laden with holiday food and drink, Victorian-inspired crafts, clothing, jewelry, holiday decorations and numerous gift items.

The unique Victorian architecture offers interest to all architectural photo buffs as well as the Bishop's Palace and the 1877 Tall Ship "Elissa."

This is just an advance, more details will follow. If you're in doubt, OK! But book yourself lodging ASAP or

sooner. (You can cancel if you change your mind) Earliest bookings usually offer the better rates. This popular attraction fills the local Hotels/Motels rapidly. <http://www.galvestonhistory.org/events/> A beautiful adventure for the entire family.

LA Renaissance Festival Hammond, LA Weekends in Nov. and Dec.

The Ren Fest is Your Kind of Fun!

We are a festival, theme park, theatre, holiday shopping destination, and educational experience, all rolled into one great adventure.

Every autumn the Louisiana Renaissance Festival creates the English "Village of Albright," with more than 600 artisans, entertainers and educational demonstrators welcoming you to the best parts of the 16th century: fun, clean, safe, and educational.

Albright has a magical ambiance: the atmosphere is adventurous, exciting and romantic. Choose from more than 50 shows and a plethora of demonstrations every day on a dozen stages. Search a hundred booths for unique handmade creations. <http://www.larf.org/>



Level A Winners

COLOR DIGITAL

1st Place	The Minstrel	Kathy Reeves
2nd Place	Sunset Starburst	Cathy Smart
3rd Place	Whiskey Bay Bridge	Robin Stevens
Honorable Mention	Show Me the Way	Robin Stevens
Honorable Mention	Lake Lure NC	Mindy Guidry

MONOTONE DIGITAL

1st Place	Lucky	Linda Medine
2nd Place	Decadent	Gene Bachman



The Minstrel
Kathy Reeves
Level A, Color, 1st Place



Sunset Starburst
Cathy Smart
Level A, Color, 2nd Place



Whiskey Bay Bridge
Robin Stevens
Level A, Color, 3rd Place



Show Me the Way
Robin Stevens
Level A, Color, Honorable Mention



Lake Lure, NC
Mindy Guidry
Level A, Color, Honorable Mention



Lucky
Linda Medine
Level A, Monotone, 1st Place



Decadent
Gene Bachman
Level A, Monotone, 2nd Place

Level B Winners

COLOR DIGITAL

1st Place	When Can We Go Home	Nancy Clark
2nd Place	Got Pollen?	Mark Canatella
3rd Place	Last Day of School	John Hanley
Honorable Mention	Hogsmeade Wizingding Village	Moinul Mahdi
Honorable Mention	Jurrasic Park 2016	Pat Riddick
Honorable Mention	Quiet Retreat	Debra Canatella

MONOTONE DIGITAL

1st Place	The Voice of the Soul	Moinul Mahdi
2nd Place	Reflections of the Past	Mark Canatella
3rd Place	Airborne Arabian	Pat Riddick



When Can We Go Home
Nancy Clark
Level B, Color, 1st Place



Got Pollen?
Mark Canatella
Level B, Color, 2nd Place



Last Day of School
John Hanley
Level B, Color, 3rd Place



Hogsmeade, The Wizarding Village
Moinul Mahdi
Level B, Color, Honorable Mention



Jurassic Park 2016
Pat Riddick
Level B, Color, Honorable Mention



Quiet Retreat
Debra Canatella
Level B, Color, Honorable Mention



The Voice of the Soul
Moinul Mahdi
Level B, Monotone, 1st Place



Reflections of the Past
Mark Canatella
Level B, Monotone, 2nd Place



Airborne Arabian
Pat Riddick
Level B, Monotone, 3rd Place

Picture Perfect

By [Theresa Mullins Low](#)

It is all about light! If you are a photographer that is what you will probably be saying. Maybe not when you begin in photography, but eventually! For a picture perfect photo, light is so important. In the beginning, usually the focus is to capture that pretty scene or that perfect composition. But the more you shoot the more you should notice the lighting.

When taking your image one of the first things to note is where the light is falling on your subject. If it is a person that you are photographing place your subject correctly in the light. On a person soft lighting is preferred. Notice if the person is squinting or that there may be unwanted shadows. Then look again to be sure there is no harsh lighting falling under one's eyes or on the side of the face where one side may be shadowed and one side may be overexposed. Turn your blinkies on your camera. Blinkies



is a nickname we have given for overexposed areas on our images. Every couple of exposures take a look on the screen of your camera scrolling around looking for blinkies that exist. If there are blinkies then you know that you should take another darker exposure. When there are blinkies that means there are no pixels in that area - it is blown out unless of course you are shooting directly into the sun.

A reflector could be used to redirect or soften the light outside. On-camera flash is another tool to even the light

during the day. If an external flash is used you will probably want to soften the flash exposure by adjusting the

exposure on the flash to give a softer light. To use an external flash simply point it towards a wall preferably the ceiling if it is low enough. If no ceiling or wall nearby then point directly at the subject using a good quality diffuser. Diffusers really are economical and can save the day.

Also, clouds on a cloudy day are a photographer's best friend when taking images outside. Clouds just naturally soften the light. If you are outside and dealing with harsh lighting from the sun either turn your subject away from the sun which means you will be facing the sun. I like to find an evergreen tree or bush that blankets the sun and gives a nice background. One of my secrets is to look on the ground and ask myself "Where's the shade." There you will find soft lighting. For inside images place your subject facing a window that is not in direct sun and wait to see how the light enhances your subjects face.



Our next Louisiana Photographic Society meeting is being held October 20, 2016 at 7:00 p.m. at the Goodwood Library, (large conference room on the 1st floor) and is held every third Thursday of each month. The scheduled guest speaker is Mark LaGrange [cajunimages.com](http://www.laphotosociety.com) from the Northshore. He has taught and led numerous workshops in Louisiana and has traveled extensively capturing that special lighting and sense of motion to his art. See our website for updates at <http://www.laphotosociety.com>

Photographing Autumn Foliage

By [Bernie Gillette](#)

Anticipating our venture to "The Great Smoky Mountain National Park" October 23 -27, I'd like to share some thoughts as to photographing the Autumn Foliage.



Safety:

Most importantly we all seek an enjoyable trip resulting in memorable photographs. This all can turn sour do to an accident. To insure your personal safety and to insure a pleasant mountain top experience, the following safety tips are presented.

Driving in the mountains is different than the flat lands of Louisiana. Numerous curves and steep grades require that extra bit of attention. Descending steep grades require additional stopping distance. Passing on hills require extra care, only pass in passing zones. Use your signals when pulling off the road. Park in a safe area and use your parking brake. Drive with your lights on, especially in foggy or raining conditions.

The fall temperatures in the park may range from 36 deg. in the early pre-dawn light; to a mid-afternoon high of 65 deg. Changes in elevation also affect the ambient temperatures. Recommendation is to dress in layers.

Although you will be able to capture beautiful images from near the car, expect to do some walking on uneven surfaces. Numerous exposed tree roots exist, photographing near the streams will expose you to walking on the wet and unstable rocks. Firm hiking shoes are recommended. Step with caution.

Be aware of your surroundings. Although many of the hiking trails are clearly marked, make a mental note of unique landmarks, thereby being confident of your return. Needless to say, be aware of wildlife.

Should you elect to take an extended hike, an area map and compass would be a good idea.

When handling your camera, lenses, filters and tripods, take your time. Make sure everything is secure. Should you have another photographer assist you with handling make sure they have a firm grip on the lens or camera body before you release your grip. When returning your camera gear to the car, return your gear to the camera bag or case. You don't want a lens to roll out onto the pavement when opening the car door or hatch. Try and keep up with lens and camera body caps, so annoying and so necessary.



Location:

As we have often heard; "Location, Location it's everything." Autumn colors in our area are nearly none existent. Fall color workshops are very popular, which is a testament to the image opportunities and overall inspiration of fall colors. Several popular locations include the New England States, the Colorado Rockies, Michigan and Wisconsin in late September and early October. For us, The Great Smoky Mountain National park is a major attraction. This very

popular site displays brilliant fall colors typically during the last two weeks of October. Should you have an interest, peak fall color information, perhaps even a hotline of a particular area can be found. Google will reveal all.



Light:

Lighting is the essence from which all images are created. It is the DNA of photography. Lighting can turn an average scene into something special and remarkably beautiful.

Not all subjects need to be, or should be, photographed in bright light. Perhaps the weather report calls for five sunny days. Not necessarily good news for our fall adventure. Autumn sunlight is desirable early or late, when it is essentially side lighting our subject. An overcast day is preferable, because you can photograph all day in light that is soft and even. One might think that overcast conditions decrease the intensity of the rich fall colors. Not necessarily so, in fact the opposite. Overcast autumn colors are saturated colors, especially when wet. What's often best is cloud cover illuminated by sunlight. Like a large soft box.

In the lower elevations we can expect foggy conditions thereby introducing a moody or mysterious element to your scene. The higher elevations we maybe above the clouds for even another look. Back lighting the fall foliage with the bright sun can create brilliant colorful photos, especially printed on metallic paper.



Exposure:

For myself, I prefer “Matrix Metering” for 95% of my exposures, regardless of lighting conditions. The remaining 5% I use center spot where I have an interest in one element. It is recommended to frequently check your histogram, just to make sure you’re not clipping highlights. You may discover that you need to increase or decrease your exposure compensation. Cloud cover will give you less light and because you’re photographing landscapes you won’t want to sacrifice depth of field by opening up the aperture, you may want to adjust the ISO setting if your hand holding. Using a tripod will allow for smaller apertures and longer exposures.

Camera Support:

I suppose I share similar thoughts as other photographers when it comes to tripods. I just don’t like using them. There too much trouble setting up. Prefer hand holding. The advantages of using a sturdy camera support, such as a tripod, become apparent when you see the image, especially if you’re



the possibility of creating a clear sharp photograph.

Easy to carry and use, consider using a monopod for shutter speed 1/15th second and faster. Just that extra bit of sharpness insurance.

Elevation:

One of the advantages we have in the Smoky’s is that of elevation. Elevation will provide a sense of expanse and fill the scene with color. Throughout the park you will discover scenic overlooks. They provide a wonderful location for a marvelous view and corresponding photo opp.

Lenses and Filters:

Almost anything goes, from Ultra-wide angle to telephoto each offer a unique advantage. Prime fixed lens that come with the walking zoom accurately record color and sharpness. Favorite lens 24 -70mm and the 70-200mm are ideal as they allow light packing and a wide range of focal lengths. The longer focal lengths are popular on Clingman’s Dome as they compress the mountain range.

When photographing streams and water falls a polarizer filer is highly recommended. Reducing glare and bringing out the most important detail in the colors. This is an ideal application for neutral density filters providing long exposures and smooth water and clouds.

Have fun, enjoy the surroundings and bring home lots of marvelous phtotgraphs!



July 18, 2016

FOR IMMEDIATE RELEASE

Contact: Douglas Kennedy, Audience Engagement & Public Relations Manager, (225) 344-5272, ext. 125, dkennedy@lasm.org

Louisiana Art & Science Museum to open third annual *Capitol City Contemporary* honoring local & regional artists

BATON ROUGE, LA – The Louisiana Art & Science Museum will open *Capitol City Contemporary 3 / Photography* on Saturday, August 13.

The Louisiana Art & Science Museum is proud to honor local and regional artists who are contributing to the vitality of our city and state’s current art scene. Begun in 2014, *Capitol City Contemporary* spotlights a different theme or medium, and a dozen artists are invited to participate. The third in this series of annual exhibitions, the current show focuses on photography. From traditional practice to digital technology and recent trends, the works on view demonstrate not only the transformation of the photographic medium but also its enduring appeal.

“Each of the artists in this show gives us a glimpse of their unique vantage points, and the cumulative effect is an exhibition that surveys photography as expressive medium that goes far beyond objective documentation. The works range from simple musings on the forms of nature to psychological portraits and complex puzzle like designs, demonstrating the rich variety of artists that contribute to the cultural life of our community,” says Scott Finch, Director of Public Programming for Art and the show’s curator.

Artist honorees this year are: Mary Ann Caffery, Paulo Steven Diniz, Kevin Duffy, William Greiner, Dede Lusk, David Humphreys, Amy James, Eleanor Owen Kerr, A.J. Meek, Katherine Scherer, Jim Zietz, and Reni Zietz.

Capitol City Contemporary Reception

Friday, October 14, 2016 at 5:30pm - 7:30pm

Join us as we celebrate present and past Capitol City Contemporary artists, and the artists whose work is included in *Lovely as a Tree*. Learn more about the current art scene, rub shoulders with some of Baton Rouge’s finest artists, enjoy complimentary wine and hors d’oeuvres, and explore our current art exhibitions. Admission is \$7.50 for adults, \$5.50 for college students with ID, and free for members.



Theme: Southern Sights
Awards and Ribbons:

The Art Show in the Orangerie	The Photography Show in the Conference Center
First Place* – \$400	First Place *– \$400
Second Place* – \$300	Second Place* – \$300
Third Place* – \$200	Third Place* – \$200
Honorable Mention* – \$150	Honorable Mention*– \$150
Merit Awards	Merit Awards

*All award-winning works will be displayed following the show at the Shaw Center for the Arts for the month of April.

Eligibility

This show is open to all U.S. residents 17 years of age and older and to all art media except video and film. Works must be original, must have been produced in the past three years and must never have been exhibited in Brush With Burden. All artwork must be priced and available for sale, including frame.

Submission

The 2017 Brush with Burden Art Show and sale’s entry process will be conducted using CaFÉ™ (CallforEntry.org™), a Web-based service that allows artists to submit images and entry fees online.

- Log on to callforentry.org to set up your artist profile.
- Select “Brush With Burden 2017 Art Exhibition.”
- Upload images. (These must first be added to your portfolio.)
- If you check out, you will need to create a new profile.
- No price changes once submitted to CaFÉ™.
- Any artwork that differs from the digital image will be disqualified.
- All artwork must be the sole work of the submitting artists.

Fees

A nonrefundable fee of \$20 for one entry and \$15 for each additional entry (up to six entries) should be submitted. Fees can be paid online or can be mailed to: LSU AgCenter Botanic Gardens, Attn: Pamela Rupert, 4560 Essen Lane, Baton Rouge, LA 70809. Make checks payable to BHS, with “Brush With Burden entry fee” in memo line. All checks must be postmarked by Jan. 20, 2017. (Registration is not complete until fee is received.)

Visit the [Burden Horticulture Society website](#) for additional information.



<http://www.psa-photo.org/>

In addition to the interclub competitions you, as an individual member of PSA, can enter contests. Some are digital and some are print. Categories include Individual Creative, Individual Portrait, Photo Essay, Nature, Photojournalism, Photo Travel, and Pictorial Print. By visiting the links provided you will find all the guidelines and deadlines for submitting as well as galleries of previous winners. We as a club are limited to 6 images every other month but you as an individual member may submit on your own. I encourage you to consider [joining](#)

[PSA.](#)

Here is a partial list of the member benefits you receive for only \$45.00 a year:

- Opportunity to submit articles for potential publication in the PSA Journal
- Access to My PSA free web site services (e.g., Image Evaluation, Mentors, Consultants, resource links, up-to-date product and book reviews)
- Free online Individualized Photography Course, Advanced Photography Course, and Image Analysis Course
- Free Study Groups: online for digital images and via mail for prints
- Free services (e.g., Species Identification Service, Photo Travel Planning Service, Digital Product Information)
- Publication of photos on the PSA web site (e.g., a photo in the New Member Gallery on joining, in the Show Your Stuff Gallery on renewing for year two, and in ROPA Galleries following receipt of a PSA Distinction)
- Creation of a personal photo gallery on the PSA web site for posting up to twenty (20) images and a biography
- Competitions for specific topics/themes (e.g., Creative, Portrait) or format (e.g., 3D, digital essays, story boards, B&W prints)
- Reduced fee for PSA Adventures (e.g., Humanitarian trip to Cuba, cruises)
- Discounts on photography-related products and services

PSA
COMPETITION
PHOTOGRAPHIC SOCIETY OF



<http://www.psa-photo.org/>

*Now accepting images for
the next round of competition*

We are allowed to submit 6 images per round. Please send 2 or 3 of your best so the team has a good pool of images to choose from and can send a variety. If you have any questions or need assistance in preparing images, contact the PSA Rep at psaentry@laphotosociety.com.

Entry Deadline

LPS members in good standing may submit entries by the 5th of the month prior to each round; it is requested that members submit no more than 3 images per round.

Category

Projected Image Division
General Category (open to all digital images, including color, B&W, and manipulations)

Image Requirements

Format: JPEG only
Color Space: sRGB recommended
Image Size: HORIZONTAL - MAX 1024 WIDE; VERTICAL - MAX 768 TALL
File Name: Title of Image

Submit Entries

Email to: psaentry@laphotosociety.com
Subject Line: PSA Competition
Body of Email:
Title of Image - Your Name
Attach image

Congratulations!

Focus, our monthly newsletter and our Website both recieved 3rd place awards in competition this year in Group B, for clubs with more than 75 members.

Awards were presented at the PSA annual convention in San Antonio, TX. We should recieve the awards via mail soon and they will be presented to the club at a monthly meeting.

Results for the [Newsletter Competition](#) and [Website Competition](#) will soon be posted on the PSA website. You can also see winners from previous years in the same locations





WELCOME TO LOUISIANA PHOTOGRAPHIC SOCIETY

LPS communicates to members through website, e-mail, and monthly meetings. All members are encouraged to visit the LPS website at www.laphotosociety.com for the latest on club news and events. The monthly newsletter “FOCUS” is available on the website on the first day of each month. Please provide an e-mail address below to receive club updates. If you do not receive e-mail communications after 30 days, notify LPS at treasurer@laphotosociety.com

Select one: ☐ Membership Renewal ☐ New Member

If you are a New Member, how did you learn about LPS:
☐ Current Member ☐ LPS Website ☐ Newspaper/Magazine ☐ Social Network ☐ Other _____

Select one: ☐ Individual Membership \$25.00/year ☐ Student \$5.00/year–Must be a current student

Name _____ Date _____

Address _____ City _____ State ____ Zip _____

Home Phone () _____ Cell Phone () _____

E-mail Address _____

☐ Additional Family Member \$5.00/year–ONLY available with the Individual Membership, not Student Membership

Name _____ Date _____

Mailing Address _____ City _____ State ____ Zip _____

Home Phone () _____ Cell Phone () _____

E-mail Address _____

SPECIFY FOCUS OF PHOTOGRAPHY:

SPECIFY AREA OF LEARNING INTEREST:

SPECIFY AREA OF INTEREST IN CLUB PARTICIPATION:

- ☐ Competition (set up, tally votes, present ribbons)
- ☐ Education (plan/teach, set up workshops and seminars)
- ☐ Equipment (store, transport, set up for LPS functions)
- ☐ Exhibits (explore locations, set up/take down exhibits)
- ☐ Field Trips (plan and arrange to photograph at various sites)
- ☐ Gulf States Camera Club Council (GSCCC liaison, collect and submit entries for GSCCC competition)
- ☐ Library (display and maintain materials, check-in/out)
- ☐ Programs (plan speakers, make arrangements for speakers at monthly meetings)
- ☐ Projection (set up and operate equipment for digital projection competition)
- ☐ Publicity (publicize programs, meetings, events)
- ☐ Refreshments (plan and set up refreshments)

YOUR PARTICIPATION IS GREATLY APPRECIATED!

2016 LPS OFFICERS

President:
Theresa Low
president@laphotosociety.com

Vice President:
Butch Speilman
vicepresident@laphotosociety.com

Past President:
Linda Medine
pastpresident@laphotosociety.com

Secretary:
Cathy Smart
secretary@laphotosociety.com

Treasurer:
Janet Gelpi
treasurer@laphotosociety.com

2016 LPS COORDINATORS

Critiques
Elizabeth Mangham

Digital Projection:
Gene Bachman
dpcontestcoordinator@laphotosociety.com

Education:
Bridget Mayo/Debra Canatella
educationcoordinator@laphotosociety.com

Equipment:
Mark Canatella
equipmentcoordinator@laphotosociety.com

Exhibits:
Cris Garcia
exhibitcoordinator@laphotosociety.com



<http://www.psa-photo.org/>
Focus October 2016

Facebook:
Stephanie Ross
facebookcoordinator@laphotosociety.com

Field Trips:
Bernie Gillette
fieldtripcoordinator@laphotosociety.com

Greeter/Name Tags:
Caleb Harris
facebookcoordinator@laphotosociety.com

GSCCC Representatives:
Gene Bachman - Digital
LaTonya Elmore - Prints
GSCCCcoordinator@laphotosociety.com

Library Resources:
Helen Haw
librarycoordinator@laphotosociety.com

Monthly Competition:
Darrel LeBlanc
monthlycompetitioncoordinator@laphotosociety.com

Mentor Coordinator:
Tammy Heil
mentor@laphotosociety.com

Newsletter:
Renee Pierce
newslettereditor@laphotosociety.com

Programs:
Pam Kaster
programscoordinator@laphotosociety.com




PSA Competition:
John Crifasi
psaentry@laphotosociety.com

Publicity:
Jackie Summers
publicitycoordinator@laphotosociety.com

Refreshment:
Dennis Stevens

Website:
Renee Pierce/Gail Dixon
websitecoordinator@laphotsociety.com

Competition Review Chair:
Linda Medine
pastpresident@laphotosociety.com



Check out our
[Facebook Page](#)

The LPS website has a quick checklist for preparation of images for digital projection competitions. The new checklist can be found on the Monthly Competition page of the website, or by using this [link](#).

LPS Members are encouraged to submit photographs and articles for inclusion in FOCUS, the Louisiana Photographic Society Newsletter. Items received up to 3 days before the end of the month will be included in the following month’s newsletter. Send your submissions to:
newslettereditor@laphotosociety.com