

LOUISIAN,



Photographic Society

Focus

unBROKEN

STILLPROUD

rebuildStronger

SEPTEMBER EVENTS

September 15, 2016

Monthly Meeting

7:00 pm Goodwood Library

Print Competition;

No theme

September 17, 2016

Jeremiah Ariaz

Landscape Workshop

8:30 am - 10:30 am

Goodwood Library

September 24, 2016

Long Leaf Sawmill Fieldtrip

7:00 am McDonald's @Drusilla

Cover images by

Nathan and Leslie Dewberry

T-shirts available to benefit flood
recovery

[https://www.facebook.com/
nathandewberry?fref=ts](https://www.facebook.com/nathandewberry?fref=ts)

Louisiana Photographic Society meets on
the third Thursday of each month at the
Goodwood Library, 7711 Goodwood Blvd,
Baton Rouge, LA 70806

Guests are always welcome. Membership
dues are \$25/year. Each additional family
member \$5/year

PO Box 83834

Baton Rouge, LA 70884

www.laphotosociety.com

Copyright

© Louisiana Photographic Society, 2015.
Unauthorized use and/or duplication of this
material or images/photographs without express
and written permission from author and/or owner
is strictly prohibited. Excerpts and links may be
used, provided that full and clear credit is given
to the photographer and Louisiana Photographic
Society with appropriate and specific direction to
the original content.

In This Issue

President's Message	3	Speaker Info	12
		Zack Smith	
Education	5	Field Trips	13
Landscape Workshop		Long Leaf Sawmill	
Holiday Photo Hints		Great Smoky Mountains	
		Dickens on the Strand	
Member Profiles	5	Picture Perfect	15
Featuring Linda Medine		Theresa Low talks about taking images at fairs and festivals	
Flood Resources	6	Neutral Density	16
Renee Pierce reminds us to never stop learning and provides lots of useful resources.		Bernie Gillette offers suggestions in preparation of the October field trip	
Congratulations	10	Polarizing Filters	18
Tammy Heil		Bernie Gillette offers suggestions in preparation of the October field trip	
Exhibits	11		
Competition	11	PSA Information	37
Digital Projection, no theme		Call for images	

T-shirts available to benefit flood recovery

<https://www.facebook.com/nathandewberry?fref=ts>

Theresa's Thoughts



Quiet honestly my mind hasn't been on photography most of this month. I pray this finds everyone safe and with a going-forward-positive-outlook just knowing that life will get better. Yes, I too was affected by the great flood of 2016. I probably could have taken some great photojournalism shots as I went to rescue my son and daughter-in-law from the waters. But my heart just wasn't in taking photos of sad, tired people having to leave their once safe homes. Yes, most will go through the grieving stages of anger, disappointment, sadness and then comfort knowing you will recover. I usually vent to express my feelings and spend time alone with my Bible for healing. Ultimately, I will find time for photography once again, my outlet from reality. We have included a list of Flood Recovery Resources in this issue of the newsletter. If you are in need of additional assistance, please let one of the board members know. We care about our members and want to help where we can.

Some LPS classes were postponed and have been or will be rescheduled. Check our newsletter and our website for updates. Of course, Butch will continue to send out our trusty weekly reminders as well.

Our treasurer was affected by the flood and has asked all to bring in their membership fee to the monthly meetings in September and October rather than mail it in.

On the brighter side, Lind Michel did present his H2O class. I heard there was a good turn out and the class was a great success. Thank you Lind for this service. It really helps our club to advance when members continue to offer their services and share their knowledge and expertise.

Dues - do not forget that you can begin paying your dues for 2017 in October. Remember that if dues are not paid by January 1, 2017 you will not be a current member which means that you will not receive information via emails about LPS activities, cannot enter competitions, nor display in exhibits. Paying your dues by January 1, 2017 can greatly help our committee members especially our treasurer. Of course, once your dues are paid you will be reinstated and business as usual.

I am also happy to announce that our Christmas party, in spite of flood waters is still on at the home of Toni Goss. I am so grateful that she has offered her home for the last several years. Her home is very welcoming and large enough to host all LPS members. She is an LPS member and friend which makes this really special.

I look forward to seeing you at our September 2016 meeting.

Go be kind, share your images, time and talent.

Theresa Mullins Low
President

Landscape Workshop

September 17, 2016

from 8:30 am to 10:30 am

Goodwood Library

[Register Here](#)



Jeremiah Ariaz is an assistant professor of photography at LSU. His art—including recent bodies of work *A Spectacular Fall*, *Shadow Root*, and *Envisioning the Land*—explores the tension between nature and the consequence of

Manifest Destiny's impulse to dominate the land. He has exhibited, delivered papers, and spoken about his work both nationally and internationally. Work from his recent series, *Reconsidering Landscape*, was included in the 2008 Focal Press book, *Light and Lens: Photography in the Digital Age*. Ariaz received his BFA from the Kansas City Art Institute and his MFA from the State University of New York at Buffalo. Following graduate school, Ariaz lived briefly on each coast—in Los Angeles and New York—before settling in the South in 2006.

Artist's Statement

I'm from a small town in Kansas, a place where the horizon stretches as far as you can see. Though I hadn't realized it while living there, this landscape affected me deeply. Today, I try to bring an ecological vision to my artwork that explores how we live in place and how where we live affects who we are. I am interested in how we have shaped the land and how the land shapes us.

Throughout the development of the United States, the "West" has implied various starting points that stretched to the Pacific Ocean. Once, to be on the west side of the Mississippi River was to be in the West. Some say it is before the Rocky Mountains, in Kansas, where the West begins. It is here where my imagination is rooted, and it is from this vantage point where my artwork began, and somehow, often, still returns.
www.jeremiahariaz.com

Holiday Photo Hints!

Join Linda Medine for some helpful hints on how to bring zing to your holiday family pics!

October 1, 2016

8:30a-10:30a

Main Library, Goodwood Blvd.

Conference Room A, second floor

Register online: laphotosociety.com

LPS members -this is also our hang date at the library -don't forget to bring your prints to hang at 10:30a!

Lagniappe/Critique Dates

In Louisiana lagniappe means a little something extra. We found that there was often not enough time in our meetings to be able to answer questions and include enough variety. Our solution was to add a "Lagniappe" meeting on the first Thursday of the month in the Garden Center located behind the Goodwood Library.

This year we will alternate with image critique sessions. The dates are :

October 6 - Critique - Print
November 3 TBA

Member Profile

Linda Medine



Where are you located?

I am located in Baton Rouge, La. I am blessed to be in the middle of town, a half mile from Blue Bonnet Swamp, five miles from the LSU Lakes, and River Road. Great places to spend some time photographing. I have lived in Baton Rouge all my life.

How did you get interested in photography?

I have always been interested in taking pictures. I got really serious about my photography when I moved out of my parents home to live on my own and I had bills to pay. I was working at a bank and had an entry level position. It was hard to make ends meet. So, I started photographing weddings on the weekends. That really helped. I used a manual camera and light meter with film. I did not know if the image was good until a few weeks later when the postman would deliver the finished product. I LOVE digital

and Photoshop, Lightroom and Nik. Things have really changed.

How long have you been a LPS Club Member?

I have been a LPS Club Member for six and a half years. I was the LPS President in 2015. The first meeting I attended six and a half years ago I started volunteering and I have been volunteering ever since. I feel if you want to improve your photography skills you need to get involved. I have made some great friends along the way too. I feel like volunteering comes with benefits.

What are your goals as far as photography is concerned or what do you hope to get out of being a club member?

I want to continue to improve my skills as a photographer. I can improve by using Lynda.com from the EBR Library. I also try attend any Conventions that are close to



Baton Rouge. I have been to several of the GSCCC Conventions and a PSA Convention. I enjoy watching YouTube too to get answers to some of my photography questions. I want to share what I have learned with LPS members by being a mentor and talking at workshops and monthly meetings.

What type of photography are you interested in? I just love taking digital images. I love taking images of people. I also love being outdoors taking image of landscapes, birds, flowers, and I love macro. I am passionate about photography. I spend many waking hour thinking about and doing photography. I have taken several classes from PSA too.



Flood Recovery Resources

As Theresa mentioned in her article, we are concerned about our membership and the impact the recent flood has had on all of us, whether we had water in our homes or not. This materials listed below are an effort to gather information from a variety of sources in one place as a reference. Policies, procedures, locations and services change rapidly so please be sure to personally verify the information.



Please protect yourself from unlicensed contractors. Research them, before you hire them Licensing board for contractors <http://www.lslbc.louisiana.gov/>

- Louisiana.gov is an official site for all information. <http://emergency.louisiana.gov/> has resources for disaster recovery centers, small business administration information and all official press releases about programs
- Full listing of services offered by FEMA <https://www.disasterassistance.gov/>
- Summary of Federal Aid for Louisiana <http://www.myarklamiss.com/news/local-news/summary-of-federal-aid-for-louisiana-flood-victims>
- IRS Provides Tax Relief to Louisiana <http://www.brysonlawfirm.com/news.html>
- State offers Sales Tax Refund to flood victims <http://kpel965.com/state-offers-sales-tax-refund-to-flood-victims/>
- Shelter At Home Program <http://www.wafb.com/story/32860919/governors-office-releases-registration-details-for-shelter-at-home-program> Beginning at 7 am today (Aug. 29), residents who are eligible for the program should register by phone at 1-800-927-0216 or online at shelterathome.la.gov
- IRS to allow access to retirement accounts for flood relief <http://www.wbrz.com/news/irs-to-grant-access-to-retirement-accounts-for-flood-relief>

Disaster Recovery Centers

FEMA opened a disaster recovery center Wednesday, Aug. 31 in East Baton Rouge to assist flood victims. The center is located at Celtic Studios at 10000 Celtic Drive, Baton Rouge and will be open from 8 a.m. to 6 p.m. until further notice. Representatives from GOHSEP, FEMA, U.S. Small Business Administration, National Flood Insurance Program specialists, volunteer groups and other agencies will staff the center and be available to answer questions and provide information regarding disaster assistance.

Those affected by the flood can locate other centers near them here, by phone at 800-621-3362 or by downloading the FEMA app. You can register with FEMA at disasterassistance.gov.

Full list of Disaster Recovery centers <http://asd.fema.gov/inter/locator/home.htm>

Disaster Recovery Center to Open in East Baton Rouge Parish for Louisiana Survivors <http://www.fema.gov/disaster/4277>

Disaster Supplemental Nutrition Assistance Program DSNAP is run by the Department of Children and Family Services. Officials say it is temporary aid that can help people get back on their feet.

"It provides temporary food assistance for people who may have been displaced or who have lost their food or who have lost their homes and that's what it's intended for," said Sammy Guillory, deputy assistant secretary for DCFS.

Applicants need to bring a photo ID and a proof of residency. Officials say a driver's license takes care of both. Officials say people can save a lot of time by pre-registering online at www.dcfslouisiana.gov/preregister. They added that if people do that, it will only take them 10 minutes to complete registration at the sites.

<http://www.wafb.com/story/32868491/7-dsnap-sites-open-across-metro-baton-rouge-area?clienttype=generic&sf34647176=1>



Cleanup

- <http://www.lsuagcenter.com/>
- mold removal <http://www.lsuagcenter.com/profiles/lbenedict/articles/page1471440591268>
- related articles http://www.lsuagcenter.com/topics/family_home/hazards_and_threats/flood%202016
- Does Bleach Kill Mold? http://www.lsuagcenter.com/portals/communications/news/news_archive/2005/november/headline%20news/bleach-does-kill-mold--within-limits

Need Help?

Want to Volunteer or Donate?

- AmeriCorps has a huge crew that just got into town to help with clean up and gutting efforts. Apparently there are about 300 volunteers who are ready to work. Call - 1 800 451 1954
- Sign up for help or to help <http://www.volunteerlouisiana.gov/>
- Capital area United Way needs volunteers this week to sort and organize donations.
Please email volunteer@cauw.org

Please consider a donation to your church or organization you trust that is doing a good work in your local area.



DOING THE MOST GOOD

Salvation Army <http://give.salvationarmyusa.org>



United Way <http://www.micauw.org/>



Baton Rouge Area Foundation <http://www.braf.org/>

Miscellaneous Information

- Early prescription refills may be available <http://www.bcbsla.com/flood/Pages/default.aspx>
- Steps to avoid buying a flood damaged car <http://www.wafb.com/story/32916183/fox-8-defenders-steps-to-avoid-buying-a-flood-damaged-car?clienttype=generic&sf34786014=1>
- How to retrieve your mail <http://www.wafb.com/story/32781415/how-to-retrieve-your-mail-after-flooding-disaster?sf34746613=1>
- Want to try and save some of your furniture? http://www.theadvocate.com/louisiana_flood_2016/article_a802f040-6fae-11e6-84e4-9f4701ed6992.html?sr_source=lift_amplify

Price Gouging

- Price Gouging Price gouging is not attributable to verifiable market fluctuations and usually involves drinking water, food, batteries, and gasoline.
- Report suspected price gougers to your Sheriff or District Attorney and to Attorney General Jeff Landry's Consumer Protection Section at 800-351-4889. You may also file a report at www.AGJeffLandry.com.
- Attorney General Office Facebook page has lots of useful information <https://www.facebook.com/AGJeffLandry/>

This link is from the St. Bernard Project, a group formed after Katrina. SBP's mission is to shrink the time between disaster and full recovery by ensuring that disaster-impacted citizens and communities recover in a prompt, efficient and predictable manner. <http://www.stbernardproject.org/resources-for-home-owners.html>

SBP is a nationally recognized, award-winning rebuilding, nonprofit organization whose mission is to shrink time between disaster and recovery. Through its Disaster Resilience & Recovery Lab, SBP works to share lessons learned, prevent common barriers to recovery and help communities utilize SBP's standardized, repeatable and proven-effective model. Since its founding in 2006 in St. Bernard Parish, Louisiana following the devastation wrought by Hurricane Katrina, SBP has rebuilt homes for more than 1,150 families with the help of 150,000 volunteers in New Orleans; Joplin, MO; Staten Island, NY; Rockaway, NY; Monmouth and Ocean Counties, NJ; San Marcos, TX; Columbia, SC and White Sulphur Springs, WV. For more information visit www.SBPUSA.org

You will find pdf documents covering the following topics:

Disaster Assistance Process Overview
Fraudulent Contractor Information
Fraudulent Contractor Checklist
Insurance Guide
Mold Remediation Guide

Homeowner Resource Guide
Homeowner Checklist

Business Resource Guide
Business Owner Checklist

Congratulations!



The Heart of City Park Photo Contest 2016 Awards Ceremony was held on August 25, 2016 and recognized all the recent winners. **Tammy Heil** won 1st Place in the Flowers, Plants, and Trees category. First Place winners received numerous gifts certificates, tickets to City Park attractions, a gift from Earth Savers, one family membership to Friends of City Park, and a coffee table photography book, *Magnificent Balance of Art, Nature & Play*, by Kerri McCaffety. There were 339 entries for the contest. The winning photographs were displayed in the New Orleans Advocate, and are also displayed in Morning Call, The Oscar J. Tolmas Center, and the Administration Lobby for the month of August and September 2016.

HELP WANTED

We are still in need of a backup for the Refreshment Coordinator for the remainder of this year and hopefully remain in position for next year. This is a great opportunity for training.

If you are interested in this position, please contact Theresa at president@laphotosociety.com.

THE ADVOCATE

We are in full swing with The Advocate project. **The September date will be pushed back a little due to the workload created by the flooding and migration to a new content management system at The Advocate. You still have time to submit your images.** PLEASE use the Subject "Advocate Images." We are asking for no more than three images per member. This number may vary depending upon the response that we get in fulfilling the Advocates' needs.

The subject of the images should reflect the environs of the Advocates' subscription range. Preferred are images from across South Louisiana. Images MUST be no smaller than 1 meg and no larger than 4 meg and saved as .jpg files.

Detailed instructions for submissions may be found on our [website](#). This metadata is crucial to the Advocates' filing and recovery system. Thus, a failure to comply in that respect, will cause your image to not be accepted.

Each image will have a caption including your name and several sentences about the image so this is an excellent way to get your name out to the general public and show your work. We are live- [CHECK IT OUT](#) and tell your friends!

Monthly Competition 2016 Schedule

September	Projection	September 15	No Theme
October	Print	October 20	"Spook"tacular
November	Projection	November 17	Shadows

Call for Member Profiles



Do you enjoy getting to know other club members? Do you come to meetings and find there a lot of people you don't know? Well, there is a solution to that. Fill out a member profile and we will run it in the newsletter. You will get to know a little about your fellow members and they will get to know you.

We now have close to 200 members and limited time to get to know them all. This is a way to do a brief introduction. You may even find someone who has interests similar to yours and they will become a photog partner. It is easy to do. Just go the [link](#) provided and answer a few questions, attach a photo of yourself and up to 3 additional images and hit send. It is that easy.

Here is the [link to submit your profile](#).

Thanks in advance for your participation and support.

I do not have any more profiles in reserve. Please fill out the form and let us get to know you a little better.

Thank You PSA Members

A very special thank you to PSA members who have generously donated to the Salvation Army for flood relief. Your support is much needed and greatly appreciated.

Elizabeth Mangham

EXhibits

Goodwood Library Exhibit

(Includes a digital projected exhibit)

October 2016

Hanging date: Saturday, October 1; 10:30 am

You must be a current, dues paid member in order to exhibit
exhibitcoordinator@laphotosociety.com

LOUISIANA
**ART &
SCIENCE**
MUSEUM

Dede Lusk is honored to be included in this invitational. Running at the same time at LASM is an exhibit about trees and the fabulous photographer Beth Moon is exhibiting there. This should be a great exhibit. You get better by looking at works by other photographers. Go check it out. Other club members, Mary Ann Caffrey and David Humphries are also

featured. The exhibit runs August 12 thru December 11, 2016.

<http://www.lasm.org/exhibitions/art-exhibitions/capitol-city-contemporary-3-photography>

Speaker Info



Zack Smith is a fine art and commercial portrait photographer who has been documenting the social, musical and cultural landscapes of Louisiana for the past 15 years. He is also a musician, artist, and storyteller. Zack was awarded "Best Music Photographer" from Offbeat Magazine in 2009, and has twice been voted one of "New Orleans Best



Photographers" by Gambit Magazine readers in 2013/2014.

Zack will discuss Five Types of Portraits – From Sunlight to Strobe at our September meeting. For more info

on Zack and his popular upcoming workshops Photographing Fireworks and New Orleans at Night, check out his website at www.zacksmith.com

Mentor Program for 2016

Are you new to photography or just want to get out of auto mode? If so, we have a program for you and it's called the Mentor Program. Mentoring is a practice where someone shares their knowledge and experience in photography and helps further your skills and knowledge. It can also help you gain confidence in your abilities. Are you interested in improving your photography? Do you feel unsure about how to use your camera? Our program consists of volunteer photographers within the LPS who can assist you with your questions pertaining to depth of field, shutter speed, ISO, etc. and can be very helpful for someone that needs a little extra help.

If you are interested in being a mentor or if you would like a mentor, please send the following information to mentor@laphotosociety.com.

Name, e-mail address, cell number, type of camera you use, and type of photography you are interested in (example: wildlife, flowers, portrait, landscape, etc.) and if you want to be a mentor or be mentored.

Field Trips

Southern Forest Heritage Museum

77 Long Leaf Road

Long Leaf, Louisiana 71448

September 24, 2016

Led by Bernie Gillette

This trip was scheduled to take place last year and was rained out. Perhaps we lucked out as they have made some great changes. One of the changes was the relocation and preservation of “Civilian Conservation Corps Exhibit or CCC. This is part of the New Deal program established by President Franklin Roosevelt during the great depression of 1933.

As photographers, the Long Leaf Sawmill and Planer Mill will be topics of keen interest. The Roundhouse, Machine Shop, Car Knockers Shed, Long Leaf Depot, Commissary, Locomotive Graveyard plus many other attractions add to the list of interesting photo subjects. This variety of photo subjects and available lighting conditions promise to challenge the photographer’s creative ability. You will be able to use all the tools in your bag, from ultra-wide angle to telephoto.

Remember to include your tripod and remote shutter release.

Long leaf, Louisiana is about a 2 hour drive, located in the Alexander State Forest, near Forest Hill. Saturday hours are 9:00 am until 4:00 pm, hence the early morning start, as we want to take advantage of the morning light.

This is an ideal opportunity for any of the club members who have not participated in one of the clubs field trips. This all day event will allow photographers of all skill levels the opportunity to become acquainted by sharing photo tips and experiences.

The admission fee includes the M-4 train ride and tour of the facility. The train ride travels throughout the facility for about a mile. Frequent brief stops allow the photographer the opportunity to either capture a quick image or elect to return and take a closer look. All for a group rate of \$8.00

Don’t be bashful, join us, and remember to register.

Visit their site, learn more and review the history of the Southern Forest Heritage Museum.

www.forestheritagemuseum.org

Great Smoky Mountains National Park

October 23-26, 2016

Led by Bernie Gillette



Great Smoky Mountains National Park is definitely on the short list of places for all nature photographers to visit. The diversity of flora and fauna within the park gives anyone with a camera more than ample opportunities to capture beautiful scenes. Four complete seasons, each full of subtle changes, allows great photography during any month of the year.

We will be in the park October 23-26. A block of rooms are reserved at Talley Ho Inn in Townsend, TN but you will need to make your own reservations. Several of us have already done so and there may be possibility of room and ride sharing.



The soft gurgle of a mountain stream, the stillness of the open forest displayed in a pallet of nature's fall color, add in the parks wildlife are just a few of the countless scenes you will encounter.

Bernie has been to the park several times and is familiar with many popular locations. Perhaps others have been as well. Together, the potential for a successful photo adventure awaits.

The photo itinerary would include, Blue Ridge Parkway, Pigeon Rivers, Cade's Cove, Clingman's Dome, wildlife and numerous water falls to mention a few.

If this includes you, please pre-register. Come join us, the fall scenes are amazing...



Great Smoky Mountain Informational Meeting

Sunday, September 18
2:30- 4:30 pm

Jones Creek Library

Itinerary and photos for motivation.
It's not too late to join us.

LA Renaissance Festival Hammond, LA Weekends in November and December

The Ren Fest is Your Kind of Fun!

We are a festival, theme park, theatre, holiday shopping destination, and educational experience, all rolled into one great adventure.


Every autumn the Louisiana Renaissance Festival creates the English "Village of Albright," with more than 600 artisans, entertainers and educational demonstrators welcoming you to the best parts of the 16th century: fun, clean, safe, and educational.

Albright has a magical ambiance: the atmosphere is adventurous, exciting and romantic. Choose from more than 50 shows and a plethora of demonstrations every day on a dozen stages. Search a hundred booths for unique handmade creations. <http://www.larf.org/>

Dickens on the Strand Galveston Island, TX December 2, 3 & 4

Wow! This trip promises exciting photo opportunities for photographers of any skill level. Not only for photographers but for all those in the family who are usually bored standing around while the photographer is puzzled about f-stops and shutter speeds?

This annual Victorian holiday features parades, non-stop entertainment on six stages, strolling carolers, roving musicians, bagpipers,



jugglers and a host of other entertainers. Costumed vendors peddle their wares from street stalls and rolling carts laden with holiday food and drink, Victorian-inspired crafts, clothing, jewelry, holiday decorations and numerous gift items.

The unique Victorian architecture offers interest to all architectural photo buffs as well as the Bishop's Palace and the 1877 Tall Ship "Elissa."

This is just an advance, more details will follow. If you're in doubt, OK! But book yourself lodging ASAP or sooner. (You can cancel if you change your mind) Earliest bookings usually offer the better rates. This popular attraction fills the local Hotels/Motels rapidly. <http://www.galvestonhistory.org/events/> A beautiful adventure for the entire family.



Picture Perfect

By [Theresa Mullins Low](#)

Festivals and fairs are fast approaching. Usually, we have a balloon festival nearby but because of flooding this has changed. Balloons are colorful and the events are usually very crowded with lots of photo ops from entertainment to emotions from spectators and the different shapes and colors with the many different balloon themes. In years past I have attended hot air balloon festivals locally and in Albuquerque, New Mexico, the Largest Balloon festival in the world. One of the first hot air balloon flights was in September 1783 with a sheep, a duck and a rooster aboard. Since then many trips have been attempted, some long and some short and with humans; some succeeded and some failed. Today our balloons are used mostly for recreational purposes.


A beginner photographer may try and get balloon photographs in the early morning hours when the sunlight is softer. The sky and the balloons appear their truest colors



without the bright sun fading their color as in midday. Most of my balloon photography has happened at night and early morning before the sunrise. With low light you need a tripod to produce high quality prints. If a tripod is not available then try shooting with a really high ISO. Know your camera so that you will know the highest ISO that can be used without introducing too much noise. If there is too much noise, then you would need a software editing program to eliminate the noise. Nonetheless, you should be able to get an image suitable for digital display. I prefer to keep my ISO near 400 but I will push the ISO to get the image.

that shutter in fear of missing that one awesome shot. So pause and stay focused for that good composition.

Since this one favorite balloon is your focus, try to capture the entire balloon with other balloons in the background. A zoom lens really works best. You will find yourself



zooming in and out since there is constant movement. The wide focal length at near 32 and up as close as possible works well to capture that three dimensional look of the balloon. I like to shoot in aperture priority at about f/11 to get the depth of field needed. Automatic cameras usually shoot at this setting and the image should look like a professionals.

Upon arrival look around and spot your favorite balloon. Let that balloon be your focus. A photographer can really get distracted when photographing balloons. With all the many colors and different designs and then their movement, it is easy to just start clicking



Our next Louisiana Photographic Society meeting is being held September 15, 2016 at 7:00 p.m. at the Goodwood Library, (large conference room on the 1st floor) and is held every third Thursday of each month. The scheduled guest speaker is Zack Smith at www.zacksmith.com who is an award winning photographer from New Orleans. His presentation will be about Five Types of Portraits from sunlight to strobe. See our website for updates at <http://www.laphotosociety.com>


Neutral Density Filters, what exactly are they?

By Bernie Gillette

Neutral Density filters (ND) are in their simplest form, darkened glass placed between your subject and your camera's sensor. In the majority of cases they screw on your lens. They are called Neutral Density because the filter reduces light wavelengths reaching the camera's sensor, while maintaining accurate color reproduction. (Some ND filters do a better job at this than others.)

Additionally, there are graduated and variable density ND filters. This outline will be in reference to the standard screw-in type ND filter.

ND filters allow the photographer the option for long exposures, thereby blurring moving objects while maintaining an accurate exposure. You will discover streams where ND filters will produce soft smooth water while maintaining accurate exposure for the surrounding rocks and fall colors. ND filters can be used to blur clouds, causing streaking lines in the sky. ND filters that allow for extremely long exposures are ideal for subjects where people are involved and not desired to be part of the photograph.



ND filters can also be used, when the lighting conditions will not allow the photographer the option to use the widest aperture available, such as F1.8 or F2.6.

ND filters are available in 2X, 4X, 8X, 16X, 32X etc. all the way to 8192X and greater. I must admit, I've never experienced any greater than my 10 stop ND. Each increase in multiple signifies a 1-stop or 1 EV (Exposure Value) difference in light registered by your camera's sensor.

In photography terms, ND filters are qualified by their lens opening percentage, f-stop reduction or optical density. In terms of lens opening percentage, a 2X ND filter represents 50% of the lens area opening or 1EV (1 f-stop) reduction. 4X represents 25% or 2 EV (2 f-stops), 8X represents 12.5% or 3 EV and so on. Doing the math can be confusing. You may want to print out the chart and keep it in your bag. Then you'll be able to know how much reduction in light each ND filter offers.

Example: Assume we have a ND4X (2 f stop) ND filter attached to

our lens. In manual mode the correct exposure is @ 100 ISO, F2.8 and 1/250 sec without the ND filter. When the ND4X is attached to the lens, your camera's built-in light meter is now showing a 2 stop (2EV) underexposure for the identical scene. To ensure we get the correct exposure we had without the ND filter, we need to reset either the aperture, (opening wider thereby allowing more light in) shutter speed (Slower shutter speed allowing more light in and causing a blur) or the ISO. (Raising the ISO number and making the sensor more sensitive.) Usually it is the aperture or shutter speed that is adjusted. That is the prime purpose of the ND filter allowing the photographer more flexibility with these two camera settings.

One disadvantage of using an ND filter is that it will darken what you see through the viewfinder rather dramatically, depending on the ND filter's density. Your camera may not be able to focus because it is so dark. Extremely dark ND filters, require the photographer to manually focus the subject then add the ND filter. Where




Filter Type	Optical Density	F-stop Reduction	EV Reduction	% Lens Open
ND2X	0.3	1	1	50
ND4X	0.6	2	2	25
ND8X	0.9	3	3	12.5
ND16X	1.2	4	4	6.25
ND32X	1.5	5	5	3.13
ND64X	1.8	6	6	1.56
ND128X	2.1	7	7	0.78
ND256X	2.4	8	8	0.39
ND512X	2.7	9	9	0.195
ND1024X	3.0	10	10	0.0975

aperture considerations are concerned this is not much of an issue as you are mainly using the ND filter in bright conditions allowing the cameras auto focus function to operate properly.

All ND filters are not equal. Buy a good one, inexpensive ND filters may lead to ghosting whereby the

light reflected by your cameras sensor is re-reflected off the inside of your cheap ND filter, causing what can be described as ghost effects on the final image. This is avoidable by purchasing a pro quality filter. Do your homework and you'll discover the differences in ND filters from each manufacturer.

Visit "Breakthrough Photography" website. You will discover a friendly ND download that explains everything you could possibly want to know about Neutral Density filters.



Polarizing Filters, what are they good for?

By Bernie Gillette



A polarizing filter is one of the most essential tools in a landscape photographer's bag. Often it is the first filter the landscape photographer purchases. Instantly they experience an improvement with their images by adding vividness and contrast while eliminating glare. A quality polarizing filter is recommended for a trip to the Great Smoky Mountains.



A lot can be said about the technicalities of how the polarizing

filter works, but let's get straight to the point.

Water

When photographing water, adjusting the polarizing filter you will see the water differently, cutting out glare and even changing the color of the water. For example when photographing along the Florida coast, several years ago I took a series of photos using the polarizing filter that made the water crystal clear allowing me to capture photos of the fish. Imagine without the filter, the images would have lacked the impact, as I would have recorded a big reflection on top of the murky water.

Sky

The colors of the sky changes dramatically with a polarizing filter. As you rotate the filter you will discover a blue sky changing from a pale blue color to a vibrant and deep blue color. Much will depend on the sun position. A polarizing filters magic also works well in smoggy haze, which you may encounter during the Smoky Mountain adventure.

Color

You bet! Polarizing filters reduce and often eliminate the reflection that many objects have. (Including those you may have never noticed.) Eliminating glare enhances the colors. When used in a garden you'll discover foliage looking greener than you would

get without the filter. Excellent when photographing the fall colors.

Other Reflections

When photographing through glass you may encounter unwanted glare. Polarizing filters definitely assist in reducing or eliminating distracting reflections or unwanted glare. Using a polarizing filter when photographing shiny reflections is a good idea.

Polarizing Filters Change Exposure

As it is in photography when you gain an advantage, such as reducing glare, you have to give up something. In this case using a polarizing filter it may cost you 1 – 2 stops in exposure. The dark filter reduces the amount of light reaching the cameras sensor. Hence you will need to adjust, either your shutter speed, aperture, ISO or combination to achieve a correct exposure.

Selecting a Polarizing Filter

DSLR camera lenses accept screw in filters. If your camera is an Auto Focus (as most of us use..) you'll need a "circular polarizer." Take note of the diameter of your lens before making a purchase. Lenses come a variety of diameters. Although you can purchase step up rings to fit your lens, it best to use filters that match your lens diameter.

Like many photo items, there are a variety of brands and qualities (not to mention prices) of filters available on the market. Recently, I have purchased a polarizing filter from "Breakthrough Photography." I have found it to be of excellent quality. Keep in mind that polarizing filters are not inexpensive compared to UV filters and the price goes up as the diameter size increases. Mine fits my 77mm diameter 24-



70mm & 70-200mm which are my most used lenses.

Using a Polarizing Filter

With a little practice these filters are easy to use. Most of you will use a circular polarizing filter which allows you to adjust how it impacts your photo by simply rotating the front element of the filter. You will notice that the colors and reflections change. Once you've gotten the desired colors simply take the photo.

For the best effect, try to keep the sun at 90 degree angle. This position allows the polarizer to perform at its maximum effectiveness.

Be aware that shooting in low light, overcast days or at night with a polarizer is not a good idea. Like wearing sunglasses indoors or at night.

Varied Results

The extent that polarizing filters work varies from situation to situation. (often depends upon the amount of sunlight.) So it won't have a massive impact in all situations, Bright sunny days are ideal conditions to put this filter to work. When successful look for the "WOW FACTOR!"



<http://www.psa-photo.org/>

In addition to the interclub competitions you, as an individual member of PSA, can enter contests. Some are digital and some are print. Categories include Individual Creative, Individual Portrait, Photo Essay, Nature, Photojournalism, Photo Travel, and Pictorial Print. By visiting the links provided you will find all the guidelines and deadlines for submitting as well as galleries of previous winners. We as a club are limited to 6 images every other month but you as an individual member may submit on your own. I encourage you to consider [joining PSA](#).

Here is a partial list of the member benefits you receive for only \$45.00 a year:

- Opportunity to submit articles for potential publication in the PSA Journal
- Access to My PSA free web site services (e.g., Image Evaluation, Mentors, Consultants, resource links, up-to-date product and book reviews)
- Free online Individualized Photography Course, Advanced Photography Course, and Image Analysis Course
- Free Study Groups: online for digital images and via mail for prints
- Free services (e.g., Species Identification Service, Photo Travel Planning Service, Digital Product Information)
- Publication of photos on the PSA web site (e.g., a photo in the New Member Gallery on joining, in the Show Your Stuff Gallery on renewing for year two, and in ROPA Galleries following receipt of a PSA Distinction)
- Creation of a personal photo gallery on the PSA web site for posting up to twenty (20) images and a biography
- Competitions for specific topics/themes (e.g., Creative, Portrait) or format (e.g., 3D, digital essays, story boards, B&W prints)
- Reduced fee for PSA Adventures (e.g., Humanitarian trip to Cuba, cruises)
- Discounts on photography-related products and services



PSA COMPETITION

PHOTOGRAPHIC SOCIETY OF AMERICA

PROJECTED IMAGE DIVISION

PID INTERCLUB - GROUP D



<http://www.psa-photo.org/>

*Now accepting
images for the
next round of
competition*

Please send 2 or 3 of your best so the team has a good pool of images to choose from and can send a variety. If you have any questions or need assistance in preparing images, contact the PSA Rep at psaentry@laphotosociety.com.

Entry Deadline

LPS members in good standing may submit entries by the 5th of the month prior to each round; it is requested that members submit no more than 3 images per round.

Category

Projected Image Division
General Category (open to all digital images, including color, B&W, and manipulations)

Image Requirements

Format: JPEG only
Color Space: sRGB recommended
Image Size: HORIZONTAL - MAX 1024 WIDE; VERTICAL - MAX 768 TALL
File Name: Title of Image

Submit Entries

Email to: psaentry@laphotosociety.com

Subject Line: PSA Competition

Body of Email:

Title of Image - Your Name

Attach image



Save the Date
Christmas Party
December 6, 2016

WELCOME TO LOUISIANA PHOTOGRAPHIC SOCIETY



LPS communicates to members through website, e-mail, and monthly meetings. All members are encouraged to visit the LPS website at www.laphotosociety.com for the latest on club news and events. The monthly newsletter "FOCUS" is available on the website on the first day of each month. Please provide an e-mail address below to receive club updates. If you do not receive e-mail communications after 30 days, notify LPS at treasurer@laphotosociety.com

Select one: ☐ Membership Renewal ☐ New Member

If you are a New Member, how did you learn about LPS:

☐ Current Member ☐ LPS Website ☐ Newspaper/Magazine ☐ Social Network ☐ Other _____

Select one: ☐ Individual Membership \$25.00/year ☐ Student \$5.00/year—Must be a current student

Name _____ Date _____

Address _____ City _____ State _____ Zip _____

Home Phone () _____ Cell Phone () _____

E-mail Address _____

☐ Additional Family Member \$5.00/year—ONLY available with the Individual Membership, not Student Membership

Name _____ Date _____

Mailing Address _____ City _____ State _____ Zip _____

Home Phone () _____ Cell Phone () _____

E-mail Address _____

SPECIFY FOCUS OF PHOTOGRAPHY:

SPECIFY AREA OF LEARNING INTEREST:

SPECIFY AREA OF INTEREST IN CLUB PARTICIPATION:

- ☐ Competition (set up, tally votes, present ribbons)
- ☐ Education (plan/teach, set up workshops and seminars)
- ☐ Equipment (store, transport, set up for LPS functions)
- ☐ Exhibits (explore locations, set up/take down exhibits)
- ☐ Field Trips (plan and arrange to photograph at various sites)
- ☐ Gulf States Camera Club Council (GSCCC liaison, collect and submit entries for GSCCC competition)
- ☐ Library (display and maintain materials, check-in/out)
- ☐ Programs (plan speakers, make arrangements for speakers at monthly meetings)
- ☐ Projection (set up and operate equipment for digital projection competition)
- ☐ Publicity (publicize programs, meetings, events)
- ☐ Refreshments (plan and set up refreshments)

YOUR PARTICIPATION IS GREATLY APPRECIATED!

2016 LPS OFFICERS

President:

Theresa Low

president@laphotosociety.com

Vice President:

Butch Speilman

vicepresident@laphotosociety.com

Past President:

Linda Medine

pastpresident@laphotosociety.com

Secretary:

Cathy Smart

secretary@laphotosociety.com

Treasurer:

Janet Gelpi

treasurer@laphotosociety.com

2016 LPS COORDINATORS

Critiques

Elizabeth Mangham

Digital Projection:

Gene Bachman

dpcontestcoordinator@laphotosociety.com

Education:

Debra Canatella

educationcoordinator@laphotosociety.com

Equipment:

Mark Canatella

equipmentcoordinator@laphotosociety.com

Exhibits:

Cris Garcia

exhibitcoordinator@laphotosociety.com

Facebook:

Stephanie Ross

facebookcoordinator@laphotosociety.com

Field Trips:

Bernie Gillette

fieldtripcoordinator@laphotosociety.com

Greeter/Name Tags:

Caleb Harris

facebookcoordinator@laphotosociety.com

GSCCC Representatives:

Gene Bachman - Digital

LaTonya Elmore - Prints

GSCCCcoordinator@laphotosociety.com

Library Resources:

Helen Haw

librarycoordinator@laphotosociety.com

Monthly Competition:

Darrel LeBlanc

monthlycompetitioncoordinator@laphotosociety.com

Mentor Coordinator:

Tammy Heil

mentor@laphotosociety.com

Newsletter:

Renee Pierce

newslettereditor@laphotosociety.com

Programs:

Pam Kaster

programscoordinator@laphotosociety.com

PSA Competition:

John Crifasi

psaentry@laphotosociety.com

Publicity:

Jackie Summers

publicitycoordinator@laphotosociety.com

Refreshment:

Dennis Stevens

Website:

Renee Pierce/Gail Dixon

websitecoordinator@laphotosociety.com

Competition Review Chair:

Linda Medine

pastpresident@laphotosociety.com

Cover image base by [Freepik](#)



Check out our
[Facebook Page](#)

The LPS website has a quick checklist for preparation of images for digital projection competitions. The new checklist can be found on the Monthly Competition page of the website, or by using this [link](#).

LPS Members are encouraged to submit photographs and articles for inclusion in FOCUS, the Louisiana Photographic Society Newsletter. Items received up to 3 days before the end of the month will be included in the following month's newsletter.

Send your submissions to:

newslettereditor@laphotosociety.com

